

# Resource Recovery Information and Services

## Urban houses and duplexes



Organics\*



Recycling



Landfill



A 3 bin system service (recycling, organics and landfill bins) for urban houses and duplexes.

## Multi-unit developments and rural



Organics\*



Recycling

+



Landfill



A recycling and landfill service is provided for multi unit development and rural properties with an optional user-pay organics bin service available in some areas.

# Your Bins

## Your bins need to:

- be placed out the night before or before 5am on your collection day
- ensure your bins have completely closed lids, are not broken or cracked and are stored in the shade whenever possible
- weigh less than 60kg
- have correct items in each of the bins. Trucks are fitted with cameras to monitor bins when emptied. Bins that have incorrect items will be tagged and will only be collected once the resident has put correct items in each bin.



## Options for inside your home:

There are many options to help separate your waste inside your home. Your landfill and recycling system can be kept under the sink, in a kitchen closet or placed together as a part of a bin system. A kitchen caddy/container can be mounted behind the cupboard door, kept under the sink, on the bench or even in the fridge.



Kitchen caddy

Kitchen caddy for separating food scraps. Items to be placed in the green lid organics wheelie bin, worm farm or compost bin.



Pedal bin system

Bin for items going to landfill. Items to be placed in the red lid landfill wheelie bin.



Under the sink system

Bin/basket for recyclables. Items to be placed in the yellow lid recycling wheelie bin.

## Guide for liners/bags - what bin?

**Only certain liners can be placed in the Green bin.** They must meet the Australian Standard for compost AS 4736.

Please look for this rating on the accepted liners:

**Compostable (AS 4736)**

Be aware that some products may be labelled as 'compostable', but do not meet the standard. Look for the seedling symbol to be sure.

**Breaks down in:** about 90 days

**Which bin? Green bin for food and garden waste.** Can be placed in red bin as well, but best in green bin.

Please check your local shopping/hardware stores for availability of products.



**Not sure which bin to use?**  
Download [Recycle Mate](#) to help you choose the right bin.

## When is my collection day?

To check your bin collection day visit [tweed.nsw.gov.au/wastecollection](http://tweed.nsw.gov.au/wastecollection)

**Green Organics Bin** → Collected weekly

**Yellow Recycling Bin** → Collected fortnightly

**Red Landfill Bin** → Collected fortnightly in the alternate week to your yellow bin





# Organics\*

Green lid 140L or 240L bin

## All food scraps (including meat and bones) and garden waste including weeds.

*\* This service is part of the '3 Bin System' for urban houses and duplexes and is also available in some additional areas as an optional user pays service.*


Multi-unit developments and rural homes have options to recycle their food and garden waste. You may not want to only place garden waste in the green lid bin. Alternatively, you may want to look into other options such as shared green lid bins, compost bins or worm farms.



Yes



Australian Certified  
compostable liners  
and green in colour  
Test certified as AS4736



All food scraps  
including meat,  
bones and seafood,  
dairy and citrus



Bread, pasta  
and rice



Garden waste: leaves,  
flowers, weeds, grass  
clippings and small  
branches



Prunings and palm  
fronds (cut into smaller  
pieces to ensure your  
bin closes)



Oyster shells,  
shellfish, prawns,  
fish and bones



No

- All plastic bags (including degradable and biodegradable)
- All soft plastics e.g. cling wrap
- All nappies and hygiene products (including biodegradable and compostable)
- Tea bags & coffee filters and fibre products, cardboard & hand towels
- Pet waste and kitty litter
- Large quantities of soil
- Recyclables
- Building materials
- Hazardous materials (asbestos, chemicals, paint)
- All coffee cups (including compostable)

## Caddies and liners

Caddies can be used to help you separate food scraps into your green lid organics bin, compost bin or worm farm. Liners and newspaper can be used inside your caddy. Caddies and liners can be purchased from a number of local stores and online sources. Please make sure that your caddy liners are 100% compostable, comply with Australian Certified composting standards AS4736 and are green.



Plastic, degradable and biodegradable bags must not be placed into your organics bin as they do not break down in the composting process.

## Tips for your green organic bin



Newspapers (or liners) help separate, store and transport your food scraps.

- Liners can be used but are not necessary. Liners and newspapers help separate, store and transport your food scraps.
- Place a bit of newspaper/paper in the bottom of your caddy and/or green lid organics bin to absorb small amounts of liquid.
- Layer your food and garden waste in your green lid organics bin.
- During hot weather, freeze meat, bones and seafood scrapes until the day before collection (or start your own compost at home).
- As you do with your other inside bins, empty your caddy regularly and clean, keep lid closed or locked.
- Keep your caddy liners in a cool dry place as they will break down if left in the sun or near moisture.



# Recycling

Yellow lid 140L or 240L bin

**Glass bottles/jars, hard plastic bottles and containers, metal and aluminium cans, clean paper products, newspapers and long-life cartons.**

Have an overflowing recycling bin? Consider switching to a larger 360L sized recycling bin, at a slightly increased cost. Recycle Right: Keep it simple. Keep it clean. Keep it loose. Keep it safe. Keep out soft plastics and plastic bags. Keep out small items – anything smaller than a credit card goes in the red landfill bin.



Yes



Firm plastic bottles and containers regardless of recycling symbol or number



Glass bottles and jars (separate lid from jar & lids go in the red landfill bin)



Steel, tin and aluminium cans



Aluminium foil (in a ball) and clean aluminium trays



Clean paper & cardboard including newspapers, magazines, catalogues, paper bags, books, envelopes



Milk/Juice cartons and Tetra paks



No

- All nappies (including biodegradable and compostable)
- Kitty litter and pet waste
- All plastic bags (including degradable and biodegradable)
- All soft plastics including wrapper packaging
- Textiles, clothing, doonas, pillows
- Coffee cups
- Polystyrene (foam packaging)
- Food and garden waste
- Waxed cardboard
- Pyrex, ceramics (mugs, plates, glassware, drinking glasses, bowls)
- Sheet glass (window glass, shower screens) and mirrors
- Treated timber and building materials
- Wire, string, rope, hoses
- Hazardous materials (asbestos, chemicals, paint)
- Scrap metal





# #RecycleRight



Keep it simple. Keep it clean. Keep it coming 'round.

## Keep it Simple



Only recycle these items



GLASS BOTTLES & JARS    PLASTIC CONTAINERS    PAPER & CARDBOARD    STEEL AND ALUMINIUM

## Keep Out Soft Plastics



No plastic bags or wrapping



## Keep Out Small Items



Nothing smaller than a credit card



## Keep it Safe



Keep out strapping, hose, netting, wires, cords and cables



## Keep it Clean



Rinse or wipe out containers



## Keep it Loose



Don't bag or box your recyclables



**KEEP OUT:** Nappies, food, fabric, cords, rope, dirty paper & cardboard, takeaway coffee cups & lids, soft plastics, & polystyrene.

## Let's All Recycle Right to keep it coming 'round

For more information visit [Waste Wizard - what goes where? | Tweed Shire Council \(nsw.gov.au\)](https://www.tweedshire.nsw.gov.au/waste-wizard)

### Tips for your yellow recycling bin

- Give containers a quick rinse, wipe or scrape to remove excess food from recyclables.
- Crush or flatten items prior to placing in bin to make more space.
- Do not place your recyclables inside a plastic bag.
- Reuse cloth bags, stainless steel/glass water bottles and travel mugs.
- Rule of thumb: If a plastic is soft it CANNOT be recycled at our facility (even if it has the recycle symbol on it).
- Check online to view our A to Z Recycling Guide and use the [Waste Wizard](https://www.tweedshire.nsw.gov.au/waste-wizard) for further detailed information.



# Landfill

Red lid 80L, 140L or 240L bin

**Items that cannot be reused, recycled or composted. Nappies, fibre-based products, pet waste, polystyrene, soft plastics and plastic bags.**

Let's have less going to landfill. Be a proud owner of a smaller 80L landfill bin for a reduced cost compared to the standard 140L bin.



Yes



All nappies  
(including biodegradable  
and compostable)



Pyrex, ceramics  
(mugs, plates, glassware,  
drinking glasses, bowls)



All plastic bags, soft  
plastics and packaging,  
wrappers & bubble wrap



Soiled newspaper,  
cardboard and paper,  
waxed cardboard



Tea bags, coffee filters  
& single use coffee cups



All fibre-based products  
& packaging such as soiled  
paper, bamboo & sugar cane



Polystyrene  
(foam packaging)



Wire, string,  
rope, & hoses



Textiles, clothing,  
doonas, pillows



Hygiene items & wipes



Paper hand towels,  
serviette & tissue



Pet waste  
& kitty litter



Food pouches



Cigarette butts





**Is your bin damaged?**

Report it online at [tweed.nsw.gov.au/report-problem](https://tweed.nsw.gov.au/report-problem)

## *Tips for your red landfill bin*

- Ensure your lid closes completely; that your bin is not broken and is stored in the shade.
- Dispose of any solid nappy waste in the toilet prior to wrapping the nappy. This will help keep the bin cleaner and reduces unpleasant odours and the amount of waste going to landfill. Tightly wrap your nappies, using at least one plastic bag or use a nappy genie.
- Not sure what should and shouldn't go in the red bin? Refer to our [Waste Wizard](#) to help you decide what goes where.
- Tightly wrap your pet waste, using at least one plastic bag or place in sturdy, resealable bags.
- Place a small amount of natural or commercial odour control in the bottom of your bin such as vinegar, or eucalyptus/mint oil, crystals, kill bin or bin bomb products.




**No**

- Car/household batteries
- Scrap metal
- Car/auto parts
- Concrete
- Gas bottles
- Motor or household oil
- Building materials
- Recyclables
- Hazardous materials (asbestos, chemicals, paint)
- Clinical waste
- Fluorescent bulbs and tubes

# What happens to your waste?



Your **food scraps and garden waste** will be collected and processed at Stotts Creek. The nutrient rich finished product is used in the local environment including for our farmers to protect and regenerate soil and locally grown crops.



Your **recyclables** are collected and taken to the Materials Recovery Facility (MRF) in Chinderah where they are sorted both by hand and machine. At the MRF, materials are sorted according to what they are made of. Once they are squashed and baled (placed into cubes) they are then sent for further processing to be converted into new items.



Your **landfill** waste is collected and buried in the ground. As it breaks down it creates methane gas – a harmful gas to our environment – 25 times more harmful than carbon dioxide. By donating and reselling household items, and by recycling and reusing our food and garden waste, we are able to recover resources that take up landfill space and reduce our impact on the environment. There is limited landfill capacity in our region.

# FREE recycling and problem waste drop off

## FREE to bring to Stotts Creek for Households



\*See [Recycling and reducing waste | Tweed Shire Council \(nsw.gov.au\)](https://www.nsw.gov.au) for specific item details.

### Up to 60kg of additional FREE recycling on site

- Cardboard and paper
- Plastic bottles/containers
- Glass bottles
- Steel and aluminium cans

### Sort and Save:

Landfill waste, green waste and FREE recycling and problem waste disposal.




This project was supported by the Environmental Trust as part of the NSW EPA's Waste Less, Recycle More initiative, funded from the waste levy.



# On-call kerbside collection

## Pre booking service

Households\* with a domestic red lid wheelie bin collection service qualify for 2 annual collections of larger items, which do not fit into the red lid landfill bin.



### Prior to booking your On-call kerbside collection please:

- Donate quality used items to charities, op-shops and second hand stores
- Drop off items that are FREE outlined in 'Free Recycling and Problem Waste' (previous page) in this guide
- Refer to our list of shops/services for the possible pick up of large sellable items/furniture in good condition [tweed.nsw.gov.au/shop-second-hand](http://tweed.nsw.gov.au/shop-second-hand)
- Hold a garage sale or wait for Tweed's Second Hand Saturday ([secondhandsaturday.com.au](http://secondhandsaturday.com.au))
- Make some extra money e.g. Gumtree, eBay or Facebook Marketplace.
- Place garden organics in the green lid bin (provided to urban households), or start your own compost at home.



Yes



White goods (e.g. fridges, washing machines)



Garden tools & equipment



Metal items includes lawn mowers



Household furniture



Baby items & kids toys



Bicycles



Mattresses



Small kitchen appliances

## Steps to book

### 1. Book in advance by phone or online

Households\* who receive a red wheelie bin collection service will have access to: 2 On-call kerbside collections per financial year, or both collections can be used at once if eligible (request at time of booking.) Do not place items on your nature strip without a booking as this will be deemed illegal dumping and is the responsibility of the resident.

### 2. Note the collection date on your calendar

Do not place items out earlier as this may encourage others to illegally dump items on your pile, which you will be responsible for.

### 3. Place the items out 1 day before

You can have up to 2 cubic metres of materials (equivalent to 2 m × 1 m × 1 m) collected twice a year. Only place items out 1 day before your booked collection date. Items that need to be degassed will be tagged and picked up separately (e.g. fridges). Excess waste will not be collected and removal will be the responsibility of the resident.

- Please specify when booking if you would like to use both of your collections at once.
- Do not obstruct the footpath or road and ensure items can be accessed easily.
- Place loose materials in bags, boxes or bundled (tied).
- Hard waste exceeding 2 cubic metres limits will not be collected and becomes the responsibility of the resident to remove.
- Items must be under 1.8 m to be lifted safely by two people. No spikes, nails or tacks.

To book call  
02 6670 2400

or book online  
On-call kerbside  
collection | Tweed Shire  
Council ([nsw.gov.au](http://nsw.gov.au))

## Plan ahead

There could be periods of high demand, such as the end of the financial year. If a collection period for an area is booked out, another period for that location will be available in 2– 4 weeks.

\* Residents of multi-unit developments need to organise collections through Strata Managers/Body Corps. The service is not provided for vacant lot clearing, trade waste, farm clean up or commercial (i.e. caravan and mobile homes parks).



# JUNKtion Tip Shop

**The JUNKtion tip shop sells quality used, recycled and second hand products that have been salvaged before going to landfill.**

Visit the shop to find great quality second-hand items at bargain prices.

## Saving items from landfill

In the last 12 months more than 14,000 customers visited JUNKtion to reuse or recycle items – saving 200 tonnes from landfill.

## Hours of operation & location

Wednesday to Friday: 8:30 am to 3 pm

Saturday: 9 am to 3 pm

Public holidays: closed

### **JUNKtion Tip Shop is located at:**

Stotts Creek Resource Recovery Centre

Leddays Creek Road, Stotts Creek NSW 2487

