

WAGGA.  
POTTSVILLE  
KINGSCLIFF  
QUAMBYAH  
AJVAL  
USVARWA  
BEACHES - CABARITA

TYNEED SHIRE COUNCIL  
TITLE No: SURF LIFESAVING  
REC. 26 MAY 2014  
ASSIGNED TO: GARDNER, P  
HARD COPY  IMAGE

(ARSM)




**Surf Life Saving New South Wales**

PO Box 307                    t. +61 2 9471 8000  
Belmore NSW 2065        f. +61 2 9471 8011  
1 Norahang Way           w. [surflifesaving.com.au](http://surflifesaving.com.au)  
Belmore NSW 2065        abn 93 827 740 179



AUSTRALIAN  
**LIFEGUARD**  
SERVICE



## Season Report 2013-14 Tweed Shire Council

Surf Life Saving Services trading as Australian Lifeguard Service



## FOREWORD

On behalf of the Australian Lifeguard Service (ALS), I am pleased to present to *Tweed Shire Council* the Annual Report for the provision of professional lifeguard services during season 2013/14.

Once again ALS lifeguards enjoyed a great season across Tweed Shire Council patrolled beaches, managing healthy numbers of beach visitors, preventing thousands of incidents from occurring, saving 99 lives, providing first aid to many beach goers, helping Council with their regulatory function and providing the public with helpful information and advice.

### Season Highlights:

Beach Visitation	202,580 people were recorded visiting Tweed Shire Council patrolled beaches, the highest number at Durambah Beach (53,133)
Prevention	12,966 preventative actions
Lives Saved	99 significant rescues (24 lives saved)
First Aid	71 first aid treatments
Law Enforcement	356 law enforcement actions
Public Relations	11,533 cases of providing information and advice to the public

All in all, it was a successful season and the ALS enjoyed working with the *Tweed Shire Council* and particularly wishes to recognise the efforts and support of Stewart Brawley.

Regards



Brent Manieri  
Lifeguard Services Coordinator  
Australian Lifeguard Service (NSW)

## INTRODUCTION

This report provides a comprehensive overview of activities undertaken on behalf of *Tweed Shire Council* by the ALS. There are two (2) parts to the report; the first provides a descriptive overview of the ALS service provision and the latter presenting data obtained from the *Daily Report Logs* from specific lifeguard service locations.

The ALS remains committed to a partnership with *Tweed Shire Council* and appreciates the ongoing support.

## SEASON PREPARATION

The Australian Lifeguard Service completed extensive groundwork and preparation for the 2013/14 season.

Lifeguard supervisors came together prior to the season commencement, for an induction and training program where sessions included emergency management, management and development of staff, working with the media, incident investigation, budget control and operational practical exercises.

The lifeguards were provided with in-depth training and were inducted through their roles and responsibilities.

## LIFEGUARD SERVICE PROVISION

### Patrolled Beaches

The following is a summary of lifeguard services this season:

Beach	Patrol Dates	Days of Service	Patrol Times
Cabarita #	21/09/2013 - 07/10/2013 19/12/2013 - 28/01/2014 12/04/2014 - 27/04/2014	5 days	9:00 am – 5.00 pm Dec – Jan 9.00am – 6.00pm
Casuarina	21/09/2013 - 07/10/2013 19/12/2013 - 28/01/2014 29/01/2014 - 11/04/2014 12/04/2014 - 27/04/2014	7 days 7 days 2 days (Sat & Sun) 7 days	9:00 am – 5.00 pm 9:00 am – 6.00 pm 9:00 am – 5.00 pm 9:00 am – 5.00 pm
Fingal #	21/09/2013 - 07/10/2013 19/12/2013 - 28/01/2014 12/04/2014 - 27/04/2014	5 days	9:00 am – 5.00 pm Dec – Jan 9.00am – 6.00pm
Flagstaff (Duranbah)	21/09/2013 – 07/10/2013 19/12/2013 – 28/01/2014 29/01/2014 – 11/04/2014 12/04/2014 – 27/04/2014	7 days 7 days 2 days (Sat & Sun) 7 days	9:00 am – 5.00 pm 9:00 am – 6.00 pm 9:00 am – 5.00 pm 9:00 am – 5.00 pm

Beach	Patrol Dates	Days of Service	Patrol Times
Hastings Point	21/09/2013 – 07/10/2013 19/12/2013 – 28/01/2014 29/01/2014 – 11/04/2014 12/04/2014 – 27/04/2014	7 days 7 days 2 days (Sat & Sun) 7 days	9:00 am – 5.00 pm 9:00 am – 6.00 pm 9:00 am – 5.00 pm 9:00 am – 5.00 pm
Kingscliff/Cudgen #	21/09/2013 to 07/10/2013 19/12/2013 to 28/01/2014 12/04/2014 to 27/04/2014	5 days	9:00 am – 5.00 pm Dec – Jan 9.00am – 6.00pm
North Kingscliff	19/12/2013 - 12/01/2014	7 days	9:00 am – 6.00 pm
Pottsville (North)	21/09/2013 to 07/10/2013 19/12/2013 to 28/01/2014 12/04/2014 to 27/04/2014	7 days	9:00 am – 5.00 pm Dec – Jan 9.00am – 6.00pm
Pottsville (South) (Mooball)	21/09/2013 to 07/10/2013 19/12/2013 to 28/01/2014 12/04/2014 to 27/04/2014	7 days	9:00 am – 5.00 pm Dec – Jan 9.00am – 6.00pm

# Weekends and Public Holidays were covered by volunteer surf lifesavers.

#### SERVICE STATISTICS

During the contracted service period 2013-14, lifeguards performed **99 significant rescues**. 'Significant Rescues' are defined as when lifeguards render assistance to swimmers who find themselves in difficult situations. Potentially the response from lifeguards can result in the saving of life.

'Preventative actions' are defined as when lifeguards advise swimmers that they are swimming in a dangerous location or swimming outside the flags or when lifeguards proactively provide other safety advice. Such proactive measures are typically undertaken when swimmers are in danger of getting into a hazardous situation, a prudent method of lifeguarding. Lifeguards performed **12,966 preventative actions** during the contracted period.

A full summary of statistics follows:

Beach	Lives Saved	Preventative Actions	First Aid Treatments	Law Enforcements	Public Relations
Cabarita	12	675	6	13	522
Casuarina	4	1,375	3	0	1,593
Fingal	2	820	8	0	1,131
Flagstaff (Duranbah)	41	3,294	27	251	2,016
Hastings Point	10	1,751	7	65	1,873
Kingscliff/Cudgen	14	1,351	12	8	1,352

Beach	Lives Saved	Preventative Actions	First Aid Treatments	Law Enforcements	Public Relations
North Kingscliff	3	594	0	3	477
Pottsville (North)	8	1,505	3	5	1,176
Pottsville (South) (Mooball)	5	1,601	5	11	1,393
<b>TOTAL</b>	<b>99</b>	<b>12,966</b>	<b>71</b>	<b>356</b>	<b>11,533</b>

## BEACH VISITATIONS

Lifeguards are required to capture an aggregate beach attendance figure over the course of the day in the *daily logs*. Below is an overall summary of the beach visitations to the beaches during Lifeguard patrols:

Beach	Attendance
Cabarita	18,743
Casuarina	18,336
Fingal	18,523
Flagstaff (Duranbah)	53,133
Hastings Point	27,222
Kingscliff/Cudgen	27,468
North Kingscliff	8,349
Pottsville (North)	15,921
Pottsville (South) (Mooball)	14,885
<b>TOTAL</b>	<b>202,580</b>

## QUALITY ASSURANCE

Integral to ALS strategy is continuous improvement in quality service provision and staff training/development which is foremost to the ALS quality management focus.

This is replicated with comprehensive induction and training programs as part of the Lifeguard Induction. Not only were the Lifeguards inducted into the Standard Operating Procedures (SOPs) but were educated about priorities on preventative actions and specific information about local tourism in the area.

Throughout the season, random beach audits were conducted on individual Lifeguard stations. The audit includes (but not limited to) the appearance and performance of the Lifeguards on duty, state of equipment, daily log records and beach set-up. Individual Lifeguards, when appropriate, are put through a series of assessments to ensure that *fitness capabilities and skills meet the competencies* required to undertake Lifeguard duties. It is pleasing to report that on all occasions, Lifeguards were successful in meeting the requirements of the audit.

## INCIDENTS

- On 27<sup>th</sup> September 2013 at *Kingscliff South*, a 10 year old boy wandered off from his family approximately 150m south of the patrolled location. The boy's parents alerted Lifeguards who immediately began searching the beach and water. Lifeguards spotted the young male and dragged the boy from the water south of the flagged area. Lifeguards immediately assessed the patient and after finding that the boy wasn't breathing, contacted an Ambulance. Lifeguards performed CPR on the boy until the Ambulance arrived and was able to transport the patient to Tweed Heads Hospital for further medical treatment.
- On 27<sup>th</sup> September 2013 at *Kingscliff South*, the *13SURF Emergency Response System* received a report of an 11 year old female in difficulty in the water at Fingal. Lifeguards and an Ambulance were immediately tasked to attend and a short time later found the patient on rocks and needing assistance. Lifeguards assisted the patient back onto the beach and observed that she had lacerations to her body. The patient was treated by Ambulance officers for their injuries and no further action was required by Lifeguards.
- On 27<sup>th</sup> September 2013 at *Kingscliff South*, a 12 year old male was pulled from water by Lifeguards approximately 150 metres south of Cudgen SLSC. Lifeguards immediately requested an Ambulance attend the scene and performed CPR on the patient whilst awaiting Ambulance arrival. An Ambulance arrived shortly after and transported the patient to Tweed Heads Hospital for further medical assistance.
- On 30<sup>th</sup> September 2013 at *Cabarita Beach*, the *13SURF Emergency Response System* received a report of a 45 year old female had committed self-harm and had been brought ashore by a member of public approximately 2-3 kilometres from the patrolled location. Lifeguards requested an Ambulance attend immediately and assessed the patient, finding that the patient was unconscious and wasn't breathing. Lifeguards began to perform CPR on the patient until an Ambulance arrived and the patient was immediately transported to Tweed Heads Hospital.
- On 4<sup>th</sup> October 2013 at *Kingscliff South*, Lifeguards were alerted to a 15 year old male that had sustained a dislocated shoulder whilst jumping off a wall near the beach. Lifeguards assisted the patient and immobilised the area to stop any further injury. The patient was transported to hospital via his parents despite the offer of an Ambulance by Lifeguards.
- On 6<sup>th</sup> October 2013 at *Pottsville South*, a 50 year old male was swimming when he dislocated his knee and was in severe pain. Lifeguards requested an ambulance attend the scene and ensured the patient was in as comfortable a position as possible. Lifeguards continued to monitor the patient's condition until the patient was transported by Ambulance to Hospital for further medical treatment.

- On 24<sup>th</sup> December 2013 at *Kingscliff South*, a 35 year old female was swimming when she dislocated her knee and was in severe pain. Lifeguards requested an ambulance attend the scene and ensured the patient was in as comfortable a position as possible. Lifeguards continued to monitor the patient's condition until the patient was transported by Ambulance to Tweed Heads Hospital for further medical treatment.
- On 25<sup>th</sup> December 2013 at *Duranbah Beach*, a 30 year old male was surfing when he was dumped by a wave and sustained a suspected dislocated shoulder. Lifeguards assisted the patient up the beach and requested an Ambulance attend. Lifeguards continued to monitor the patient until the patient was taken to Tweed Heads Hospital for further medical assistance.
- On 31<sup>st</sup> December 2013 at *Kingscliff South*, a member of the public brought a young child who was visibly distressed to Lifeguards. It was explained that the child couldn't find their parents. Lifeguards were able to locate the parents of the missing child in a nearby park and reunite them with the child. No further action was required.
- On 3<sup>rd</sup> January 2014 at *Pottsville South*, Lifeguards went to the aid of a 42 year old male who had been caught in a rip current whilst swimming approximately 500 metres away from the patrolled location. Lifeguards requested an ambulance attend the scene and placed the patient on oxygen therapy after he had swallowed a large amount of water. The patient who was fully conscious and alert was assessed by Ambulance officers a short time later and was allowed to leave the beach via their own means. No further action was required.
- On 10<sup>th</sup> January 2014 at *Duranbah Beach*, a male adult was surfing when he lost control of his craft and was dumped by a wave. The surfer sustained a laceration to his head but was alert and conscious. Lifeguards requested an Ambulance attend the scene whilst treating the patient for a suspected spinal injury and dressed and cleaned the laceration. The patient's condition suddenly worsened and the patient lost consciousness and stopped breathing. Lifeguards began to perform CPR whilst awaiting the arrival of the Ambulance. Shortly after the patient was transported to Byron Bay Hospital via Ambulance for further medical assistance.
- On the 11<sup>th</sup> January 2014 at *Casuarina Beach*, Lifeguards requested an ambulance for a 50 year old male that had collapsed in the car park near Salt SLSC. The male patient was semi-conscious and breathing and Lifeguards continued to monitor the patient whilst administering oxygen therapy. An Ambulance arrived a short time later and transported the patient to Tweed Heads Hospital.
- On 17<sup>th</sup> January 2014 at *Duranbah Beach*, Lifeguards were alerted to a 17 year old male that had injured himself whilst surfing. The patient had suffered a serious laceration, which was bleeding profusely, to his head which had been caused by his surfboard. NSW Ambulance were notified whilst Lifeguards stemmed the flow of bleeding and monitored the patient's condition. The patient was transported to Tweed Heads Hospital for further medical treatment via Ambulance.



- On 17<sup>th</sup> January 2014 at *Duranbah Beach*, a 35 year old male was body boarding when he was dumped by a wave and came into heavy contact with the sandbank. The male suffered a dislocated shoulder from the impact and was assisted up the beach by Lifeguards. Lifeguards requested an Ambulance attend the scene and a short time later the patient was transported to Tweed Heads Hospital for further medical treatment.
- On 18<sup>th</sup> January 2014 at *Hastings Point*, six children were swimming away from the patrolled location when they were swept off the sandbank by large surf. Lifeguards swiftly reacted and brought all 6 children back to shore utilising rescue boards. Lifeguards ensured that the children didn't require any further medical treatment and all were allowed to leave the beach via their own means.
- On 20<sup>th</sup> January 2014 at *Kingscliff South*, the *13SURF Emergency Response System* received a report that 2 people were in distress and requiring assistance further down the beach, away from the patrolled location. Lifeguards immediately responded with rescue boards and found the two people still struggling to make their way back to the beach. Lifeguards assisted both patients back to shore and after ensuring that both hadn't swallowed significant amounts of water, they were allowed to leave the beach via their own means.
- On 20<sup>th</sup> January 2014 at *Cabarita Beach*, Lifeguards were alerted to a 37 year old male who had been surfing in large surf with a friend but was now missing. The friend explained the last known position of the missing man to Lifeguards and Lifeguards began a search of the area. Lifeguards were able to locate the missing person a short time later, not far from the last known position and all made their way safely back to the beach.
- On 21<sup>st</sup> January 2014 at *Kingscliff South*, Lifeguards were alerted by a member of the public to two young children requiring assistance after being stuck in a flash rip approximately 500 metres from patrolled location. Lifeguards immediately responded with rescue boards and were able to reach both children and bring them safely back to shore. Lifeguards ensured that both children didn't require further medical assistance and both children were able to leave the beach.
- On 6<sup>th</sup> April 2014 at *Duranbah Beach*, a 35 year old male presented himself to Lifeguards after being struck by lightning whilst surfing. Lifeguards immediately requested an Ambulance attend the scene. The patient was suffering from a state of shock and the Lifeguard Supervisor ensured the patient was comfortable and proceeded to assess the patient for any further injuries. An Ambulance attended the scene a short time later however the patient refused any further assistance and made their way home via their own means.
- On 24<sup>th</sup> April 2014 at *Kingscliff South*, a 13 year old male was walking on rocks when he slipped and fell onto a bed of oysters, suffering lacerations to his ankles and legs. Lifeguards after ensuring there were no further injuries proceeded to clean and dress the wounds. Lifeguards recommended that the parents of the patient seek further medical assistance. No further action was required.

**SURF EMERGENCY RESPONSE FOR TWEED SHIRE COUNCIL**

<b>Date</b>	<b>Incident Location</b>	<b>Time</b>	<b>Description</b>	<b>Outcome</b>
15/08/2013	Hasting Point	10:10	Surf Emergency Response System tasking to Hastings for reports of 3 males on rocks 1km offshore and may require assistance. POI identified as birds on inspection	No Assistance Required
19/09/2013	Salt Beach	8:02	Surf Emergency Response System tasking to Salt for a PWC tangled in rope approximately 1km offshore. Marine Rescue unable to attend. SLS cannot respond and was already advised to local police	No Assistance Required
27/09/2013	Dreamtime, Kingscliff	13:08	Surf Emergency Response System tasking to Dreamtime, Kingscliff for a female reportedly drowning. POI made it out of water themselves but requires medical attention for lacerations	No Assistance Required
30/09/2013	Casuarina	16:55	Surf Emergency Response System tasking to Casuarina for a female pulled from water following self-harm attempt. POI resuscitated by member of public and transported to hospital	Rescued By Others
30/09/2013	South Pottsville	16:50	Surf Emergency Response System tasking to South Pottsville for 2 POI in water calling for assistance. POI exited water themselves and NFA	No Assistance Required
11/10/2013	Duranbah	11:44	Surf Emergency Response System tasking to Duranbah for a missing 17 male. POI found safe and well still swimming	Person Found
18/10/2013	Fingal Heads	14:43	Surf Emergency Response System tasking to Fingal Heads for a female 400m off the beach who hasn't moved in 5 minutes. Police Officer entered water and rescued POI as Salt LG RWC arrived	Rescued By Others
9/11/2013	Soft Rock Cabarita	14:52	Surf Emergency Response System tasking to Cabarita Beach for a male 14yo being swept out in a rip. Stood down 2min after initial call	Stood Down Before Response
16/11/2013	Kingscliff	14:23	Surf Emergency Response System tasking to Kingscliff for a person in the water at beach access 17. POI returned to beach and treated by Ambulance	Rescued By Others
20/11/2013	Cabarita Beach	13:24	Surf Emergency Response System tasking to Cabarita for 2 swimmers needing assistance. 3 POI pulled from water and 1 transported to hospital	3 Persons Rescued
28/11/2013	Tweed River Mouth	6:44	Surf Emergency Response System tasking to Tweed River mouth for a vessel overturned 1 POI in water. POI rescued by Marine Rescue	Rescued By Others
7/12/2013	1.5km South of Cabarita Beach	11:20	Surf Emergency Response System tasking to Cabarita for a male missing in the water. Belongings still on the beach. Person found safe and well on the beach	No Assistance Required
9/12/2013	Cudgen Beach	10:37	Notification from Kingscliff Coastguard of a possible shark sighting at Kingscliff Beach. ALS Supervisor notified and responded - nothing found	No Assistance Required
23/12/2013	Jack Evans Boat Harbour	13:26	Surf Emergency Response System tasking to Jack Evans Boat Harbour for an unattended Syo in the harbour with floaties on. Duranbah LG arrived on scene with police and confirmed it was a dive buoy	No Assistance Required

Date	Incident Location	Time	Description	Outcome
2/01/2014	Kingscliff	11:59	Surf Emergency Response System tasking a 13yo female who has fallen off her board and being swept out to sea. Person rescued by member of public	Rescued By Others
14/01/2014	Pottsville	8:10	SLS requested for search of missing father and daughter. Search completed nothing found	No Assistance Required
20/01/2014	Kingscliff	9:07	Surf Emergency Response System tasking to Kingscliff for 2 persons in trouble. Lifeguards responded and rescued 2 persons	2 Persons Rescued
27/01/2014	Duranbah	14:14	Notification of a male needing assistance at Duranbah. LGS responded. Person out of water themselves	No Assistance Required
6/04/2014	Duranbah	14:05	Upward notification of a male struck by lightning and requesting Ambulance. Patient treated on scene	Medical
16/04/2014	Lovers Point, Duranbah	9:32	Notified of a surfer needing assistance at Lovers Point. Person exited water themselves	No Assistance Required
19/04/2014	Cabarita Beach	8:49	Surf Emergency Response System tasking to Cabarita Beach for 2 people in distress. Patrol rescued both people	2 Persons Rescued

## CONSIDERATIONS

### LIFEGUARD PROVISION EXTENSIONS

*Tweed Shire* beaches are popular tourism destinations. It has been observed by Surf Life Saving clubs and Lifeguard personnel in the area that beach visitation rates increase significantly over the NSW and QLD School Holiday periods and on weekends. Currently Lifeguards patrol *Tweed Shire* Beaches during Spring, Summer and Easter/Autumn School Holiday periods. Weekends and Public holidays are also covered between the Summer and Autumn School Holidays at Duranbah, Casuarina and Hastings Point.

Surf Life Saving and Lifeguard personnel have noticed a sharp increase in the amount of people visiting beaches outside of these nominated patrol periods. This may be due to families holidaying in these periods due to accommodation vacancies and prices, consistency in tourism and also School, University and TAFE holidays not aligning. The beaches also tend to attract larger crowds on the weekends.

All year *Duranbah Beach* had high visitation rates due to surfers, school groups and tourists frequenting the area. There have also been issues with boats crossing the *Tweed River Bar*. Currently around the northern headland the beach is patrolled for 12 months of the year. The ALS is of the view that Duranbah Beach be patrolled 7 months as a minimum due to the high visitation and incident rates.

*Kingscliff* is a prime tourist destination being a 'beach' town with accommodation providers in close proximity to the beach. It also attracts locals from other areas for shopping, recreation, boating and swimming. The two (2) major caravan parks that front the beach adds to the mix of the attraction that is Kingscliff.

The Australian Lifeguard Service is of the view that with extended provision of Lifeguard patrols over a seven (7) month period at Kingscliff beach will improve the safety of the visitors and the local community and enhance the *Tweed Shire* as a tourism destination.

## RECOMMEDATIONS

The Australian Lifeguard Service respectfully recommends that due consideration is provided to:

- That Lifeguard services are provided at *Duranbah Beach* during the seven month season between the Spring and Autumn School Holidays for all weekends as a minimum; and
- That Lifeguard services are provided at *Kingscliff Beach* for the duration of the seven (7) month Lifesaving Season (September through April).

# Patrolled and/or Unpatrolled Stats Tweed Shire Council (Lifeguards)

## Number of Rescues

Type/Times	Unknown	6.-8	8.-9	9.-10	10.-11	11.-12	12.-1	1.-2	2.-3	3.-4	4.-5	5.-7	Total
No Gear	0	0	0	1	0	0	0	3	3	0	0	3	10
Rescue Tube	0	0	0	3	1	0	0	3	4	0	0	1	12
Body Board	0	0	0	0	1	0	0	0	0	0	0	0	1
Rescue Board	0	0	1	11	6	16	2	13	5	14	1	2	71
IRB	0	0	0	0	0	0	0	0	1	0	0	0	1
RWC	0	0	0	0	0	0	0	0	0	1	0	0	1
ORB	0	0	0	0	0	0	0	0	0	0	0	0	0
RIB	0	0	0	0	0	0	0	0	0	0	0	0	0
JRB	0	0	0	0	0	0	0	0	0	0	0	0	0
Surfboat	0	0	0	0	0	0	0	0	0	0	0	0	0
Helicopter	0	0	0	0	0	0	0	0	0	0	0	0	0
Surfboard	0	0	0	0	0	0	0	0	0	0	0	0	0
Other	0	0	0	0	0	0	0	0	2	0	0	1	3
<b>Total</b>	<b>0</b>	<b>0</b>	<b>1</b>	<b>15</b>	<b>8</b>	<b>16</b>	<b>2</b>	<b>19</b>	<b>15</b>	<b>15</b>	<b>1</b>	<b>7</b>	<b>99</b>

Total Residents Rescued: 0

Total Non-Residents Rescued: 0

## Attendance

Times / Type	Swimmers	Swimmers Outside Flags	Craft	On Beach	Total
01:00	0	0	0	0	0
02:00	0	0	0	0	0
03:00	0	0	0	0	0
04:00	0	0	0	0	0
05:00	0	0	0	0	0
06:00	0	0	0	0	0
07:00	0	0	0	0	0
08:00	8	25	55	80	168
09:00	5152	2570	9681	14466	31869
10:00	9024	3091	10187	19077	41379

Times / Type	Swimmers	Swimmers Outside Flags	Craft	On Beach	Total
11:00	12	20	181	46	259
12:00	8965	3199	8121	19802	40087
13:00	0	24	185	32	241
14:00	6860	2666	7225	15603	32354
15:00	0	22	190	65	277
16:00	7072	2415	6295	15644	31426
17:00	1327	678	2731	6092	10828
18:00	2522	971	2630	7569	13692
19:00	0	0	0	0	0
20:00	0	0	0	0	0
21:00	0	0	0	0	0
22:00	0	0	0	0	0
23:00	0	0	0	0	0
<b>Total</b>	<b>40942</b>	<b>15681</b>	<b>47481</b>	<b>98476</b>	<b>202580</b>

### First Aid

Type Performed	Total
Drowning	1
Fractures/Dislocation	2
Heart Related	1
Major Marine Stings	0
Major Wounds	5
Minor Cuts/Abrasions	45
Minor Marine Stings	12
Other	3
Shock	2
Spinal	0
<b>Total</b>	<b>71</b>

### Preventative Actions

Type	Total
Beach Users Advised/Warned	4063
Craft Users Advised/Warned	2628
Lost Children	0

Type	Total
Preventions	0
Searches	0
Shark Alarm	0
Swimmers Advised/Warned	5715
Warning Signs Erected	560
Total	12966

### Local Government Ordinances

Local Government Ordinance Control / Miscellaneous Duties	Advised	Reported	Removed	Impounded	Total
Craft Riders	117	0	0	0	117
Dog/Animal Owners	5	0	1	0	6
Shark/Crocodile Alarms	120	0	60	0	180
Motor Vehicles/Bikes	0	0	0	0	0
PWC/Boats	0	0	0	0	0
Littering	1	0	17	-	18
Hazards/Glass	3	0	30	-	33
Stinger Net Interference	0	0	2	-	2
Inappropriate Behaviour	0	0	0	-	0
Public Relations	11533	0	0	-	11533
Total	11779	0	110	0	11889

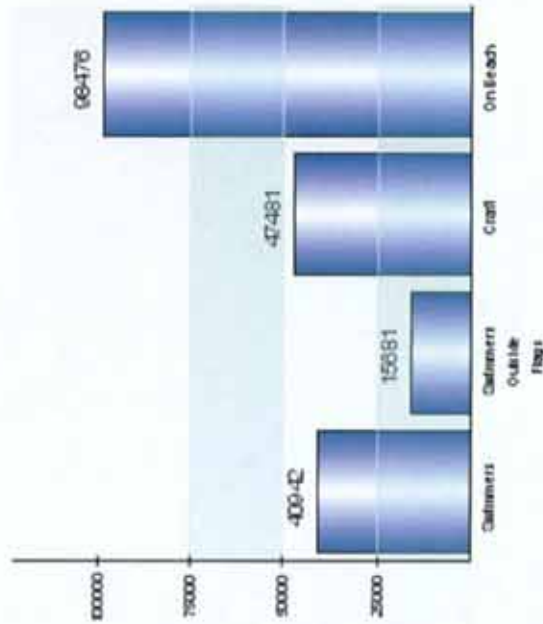
Tweed Shire Council (Lifeguards)

2013 Patrol Season Comparison Report

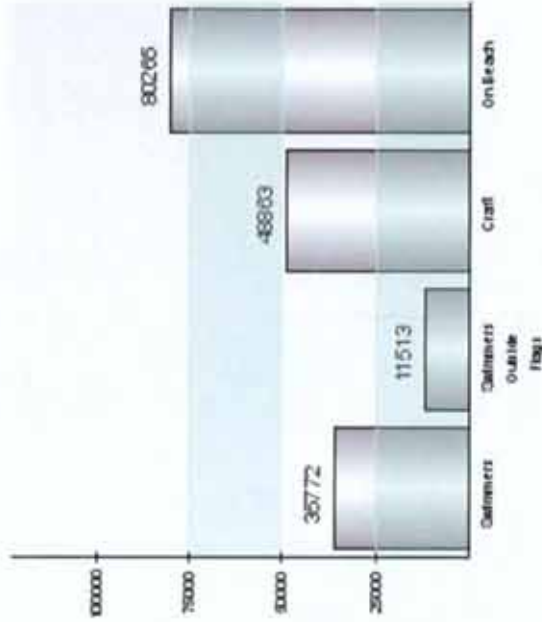
Tweed Shire Council (Lifeguards)

Attendance:

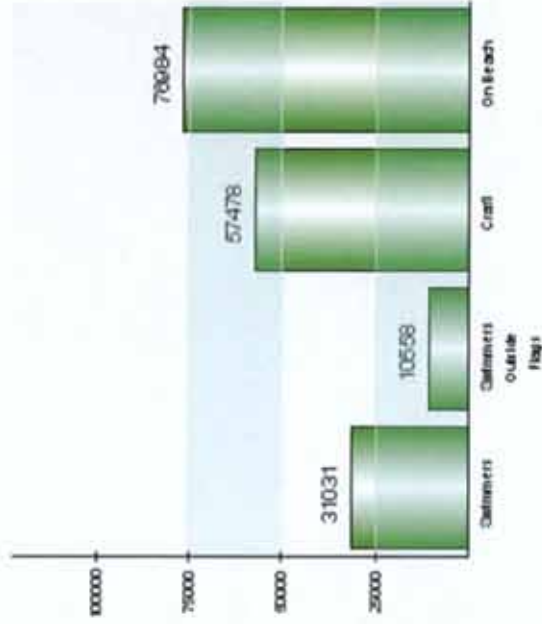
2013 Attendance



2012 Attendance



2011 Attendance



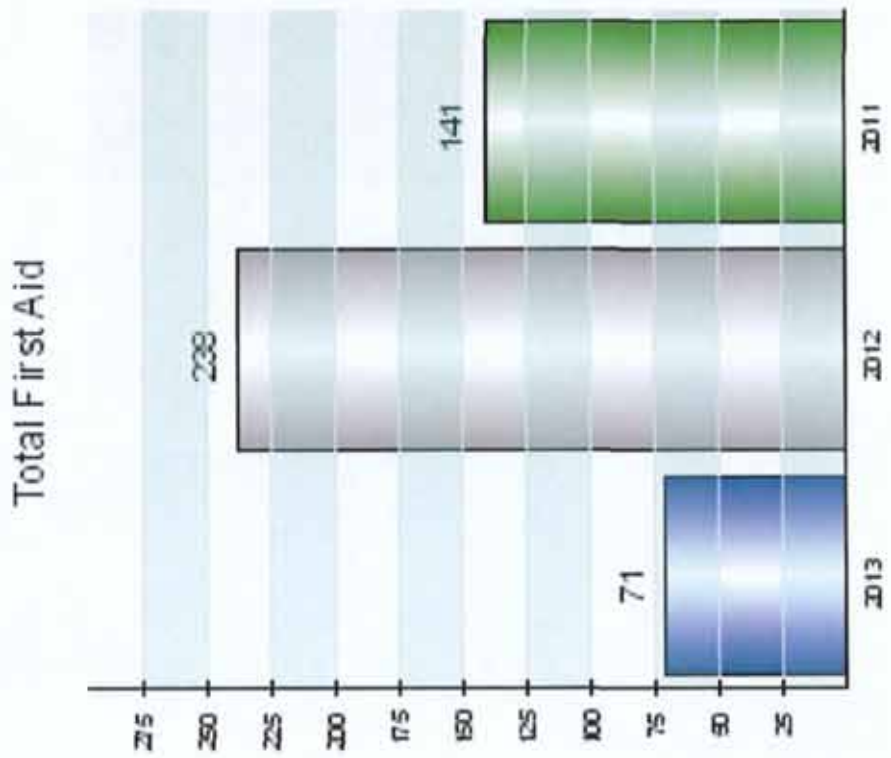
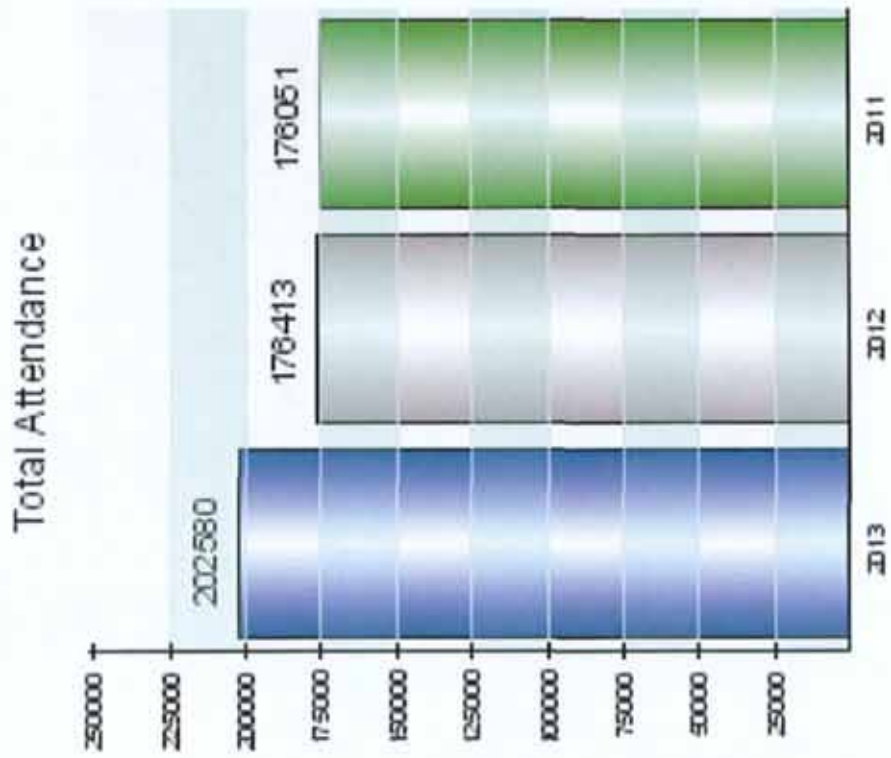


Tweed Shire Council (Lifeguards)

2013 Patrol Season Comparison Report

Tweed Shire Council (Lifeguards)

Totals:




Tweed Shire Council (Lifeguards)

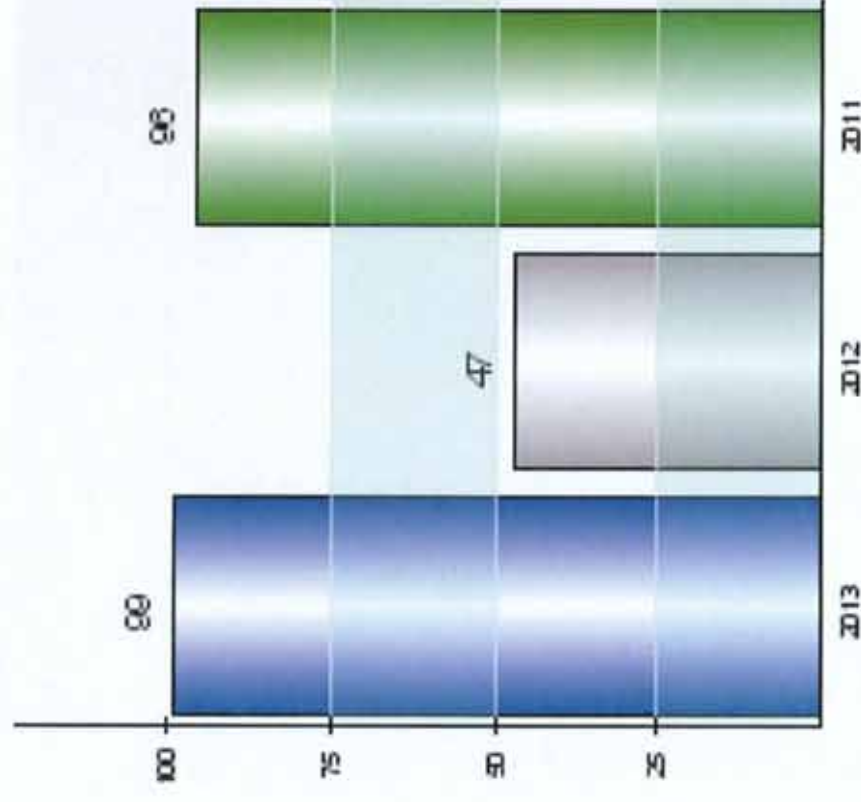
2013 Patrol Season Comparison Report

Tweed Shire Council (Lifeguards)

Total Preventative Actions



Total Rescues



# Patrolled and/or Unpatrolled Stats Cabarita (Lifeguards)

## Number of Rescues

Type/Times	Unknown	6.-8	8.-9	9.-10	10.-11	11.-12	12.-1	1.-2	2.-3	3.-4	4.-5	5.-7	Total
No Gear	0	0	0	0	0	0	0	0	0	0	0	0	0
Rescue Tube	0	0	0	0	0	0	0	1	0	0	0	0	1
Body Board	0	0	0	0	0	0	0	0	0	0	0	0	0
Rescue Board	0	0	0	0	2	4	0	2	0	0	1	0	9
IRB	0	0	0	0	0	0	0	0	1	0	0	0	1
RWC	0	0	0	0	0	0	0	0	0	0	0	0	0
ORB	0	0	0	0	0	0	0	0	0	0	0	0	0
RIB	0	0	0	0	0	0	0	0	0	0	0	0	0
JRB	0	0	0	0	0	0	0	0	0	0	0	0	0
Surfboat	0	0	0	0	0	0	0	0	0	0	0	0	0
Helicopter	0	0	0	0	0	0	0	0	0	0	0	0	0
Surfboard	0	0	0	0	0	0	0	0	0	0	0	0	0
Other	0	0	0	0	0	0	0	0	0	0	0	1	1
<b>Total</b>	<b>0</b>	<b>0</b>	<b>0</b>	<b>0</b>	<b>2</b>	<b>4</b>	<b>0</b>	<b>3</b>	<b>1</b>	<b>0</b>	<b>1</b>	<b>1</b>	<b>12</b>

Total Residents Rescued: 0  
 Total Non-Residents Rescued: 0

## Attendance

Times / Type	Swimmers	Swimmers Outside Flags	Craft	On Beach	Total
01:00	0	0	0	0	0
02:00	0	0	0	0	0
03:00	0	0	0	0	0
04:00	0	0	0	0	0
05:00	0	0	0	0	0
06:00	0	0	0	0	0
07:00	0	0	0	0	0
08:00	0	0	0	0	0
09:00	599	203	681	1128	2611
10:00	1220	251	772	1872	4115

Times / Type	Swimmers	Swimmers Outside Flags	Craft	On Beach	Total
11:00	0	0	0	0	0
12:00	1148	200	651	1913	3912
13:00	0	0	0	0	0
14:00	866	165	488	1290	2809
15:00	0	0	0	0	0
16:00	890	176	535	1402	3003
17:00	142	24	108	355	629
18:00	445	89	334	796	1664
19:00	0	0	0	0	0
20:00	0	0	0	0	0
21:00	0	0	0	0	0
22:00	0	0	0	0	0
23:00	0	0	0	0	0
<b>Total</b>	<b>5310</b>	<b>1108</b>	<b>3569</b>	<b>8756</b>	<b>18743</b>

### First Aid

Type Performed	Total
Drowning	0
Fractures/Dislocation	0
Heart Related	0
Major Marine Stings	0
Major Wounds	0
Minor Cuts/Abrasions	2
Minor Marine Stings	2
Other	2
Shock	0
Spinal	0
<b>Total</b>	<b>6</b>

### Preventative Actions

Type	Total
Beach Users Advised/Warned	222
Craft Users Advised/Warned	137
Lost Children	0

Type	Total
Preventions	0
Searches	0
Shark Alarm	0
Swimmers Advised/Warned	303
Warning Signs Erected	13
<b>Total</b>	<b>675</b>

### Local Government Ordinances

Local Government Ordinance Control / Miscellaneous Duties	Advised	Reported	Removed	Impounded	Total
Craft Riders	11	0	0	0	11
Dog/Animal Owners	0	0	0	0	0
Shark/Crocodile Alarms	0	0	0	0	0
Motor Vehicles/Bikes	0	0	0	0	0
PWC/Boats	0	0	0	0	0
Littering	0	0	0	-	0
Hazards/Glass	2	0	0	-	2
Stinger Net Interference	0	0	0	-	0
Inappropriate Behaviour	0	0	0	-	0
Public Relations	522	0	0	-	522
<b>Total</b>	<b>535</b>	<b>0</b>	<b>0</b>	<b>0</b>	<b>535</b>

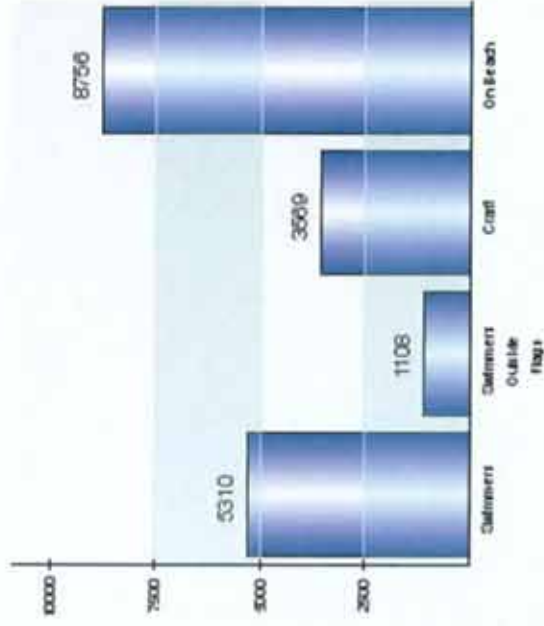
Tweed Shire Council (Lifeguards)

2013 Patrol Season Comparison Report

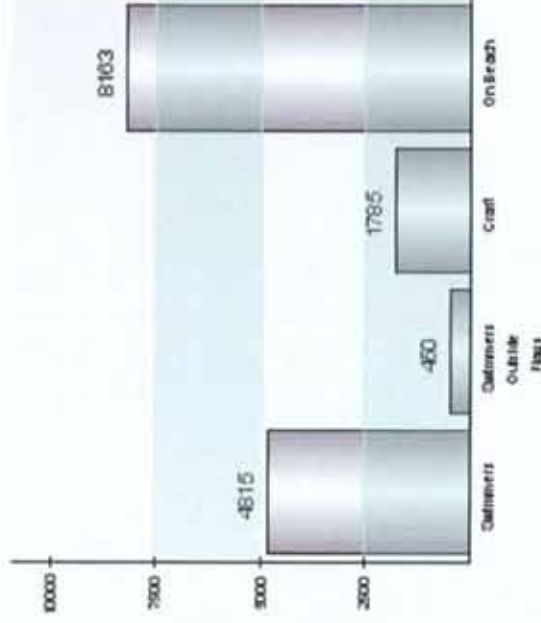
Cabarita (Lifeguards)

Attendance:

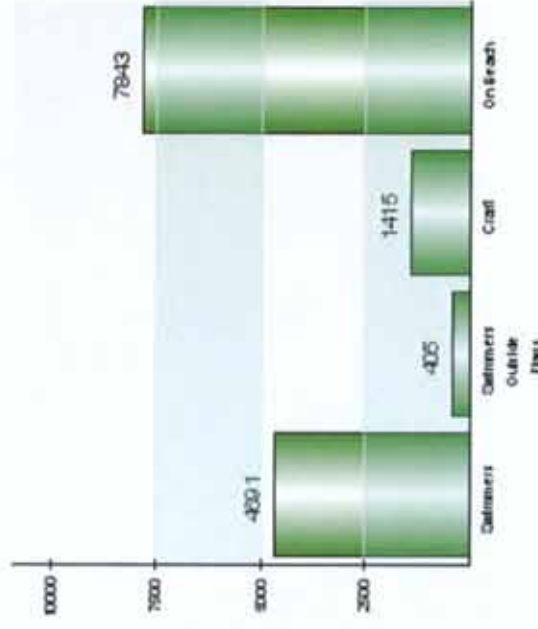
2013 Attendance



2012 Attendance



2011 Attendance



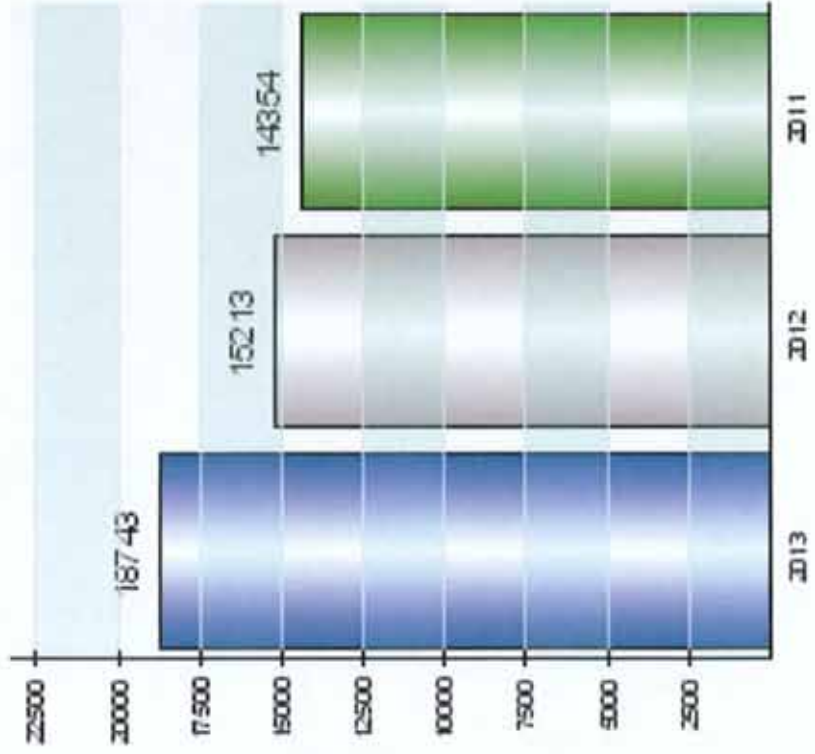
Tweed Shire Council (Lifeguards)

2013 Patrol Season Comparison Report

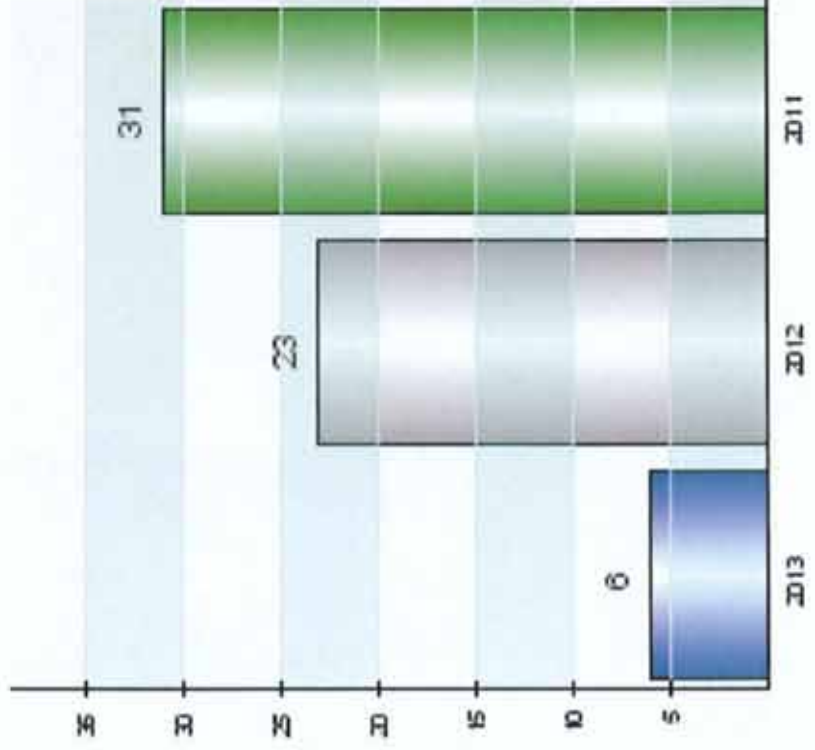
Cabarita (Lifeguards)

Totals:

Total Attendance



Total First Aid

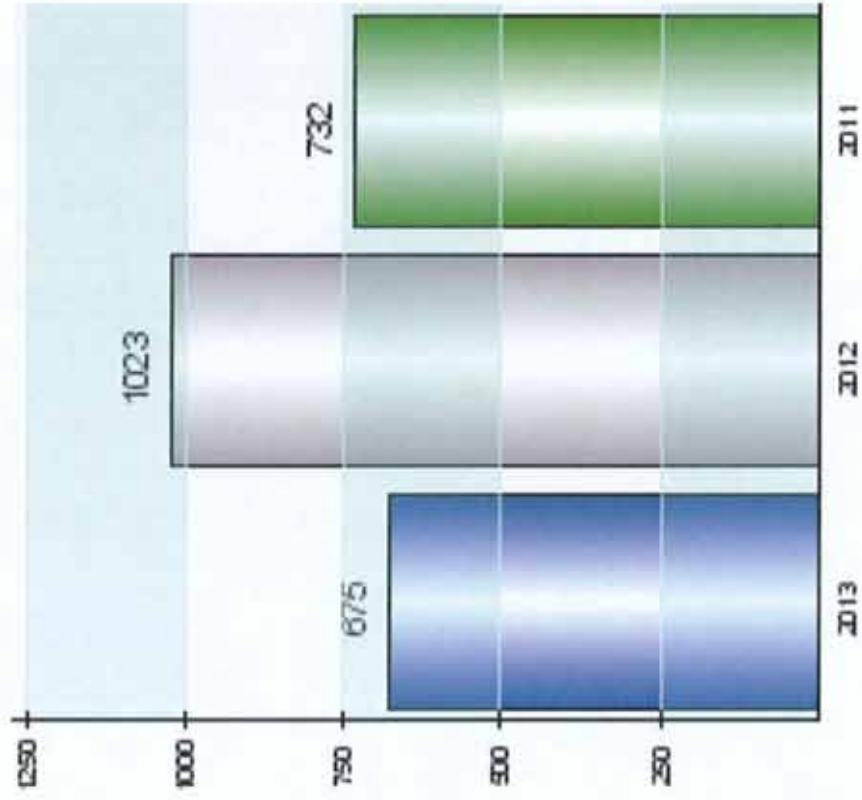


Tweed Shire Council (Lifeguards)

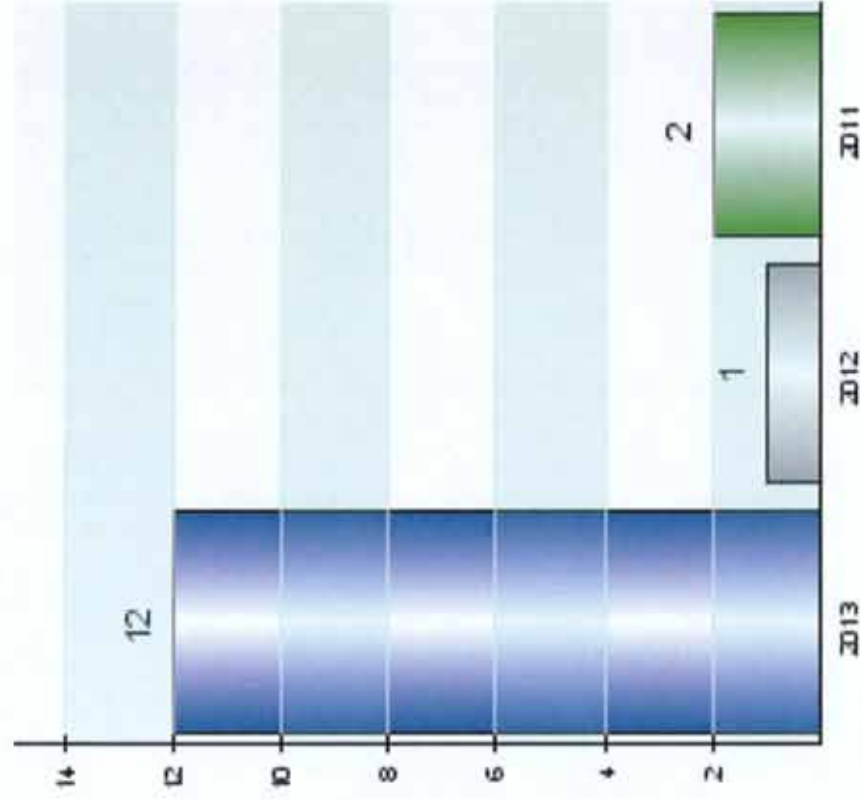
2013 Patrol Season Comparison Report

Cabarita (Lifeguards)

Total Preventative Actions



Total Rescues





# Patrolled and/or Unpatrolled Stats

## Casuarina Beach (Lifeguards)

### Number of Rescues

Type/Times	Unknown	6.-8	8.-9	9.-10	10.-11	11.-12	12.-1	1.-2	2.-3	3.-4	4.-5	5.-7	Total
No Gear	0	0	0	0	0	0	0	0	0	0	0	0	0
Rescue Tube	0	0	0	1	0	0	0	0	0	0	0	0	1
Body Board	0	0	0	0	0	0	0	0	0	0	0	0	0
Rescue Board	0	0	0	1	0	1	0	0	0	1	0	0	3
IRB	0	0	0	0	0	0	0	0	0	0	0	0	0
RWC	0	0	0	0	0	0	0	0	0	0	0	0	0
ORB	0	0	0	0	0	0	0	0	0	0	0	0	0
RIB	0	0	0	0	0	0	0	0	0	0	0	0	0
JRB	0	0	0	0	0	0	0	0	0	0	0	0	0
Surfboat	0	0	0	0	0	0	0	0	0	0	0	0	0
Helicopter	0	0	0	0	0	0	0	0	0	0	0	0	0
Surfboard	0	0	0	0	0	0	0	0	0	0	0	0	0
Other	0	0	0	0	0	0	0	0	0	0	0	0	0
<b>Total</b>	<b>0</b>	<b>0</b>	<b>0</b>	<b>2</b>	<b>0</b>	<b>1</b>	<b>0</b>	<b>0</b>	<b>0</b>	<b>1</b>	<b>0</b>	<b>0</b>	<b>4</b>

Total Residents Rescued: 0  
 Total Non-Residents Rescued: 0

### Attendance

Times / Type	Swimmers	Swimmers Outside Flags	Craft	On Beach	Total
01:00	0	0	0	0	0
02:00	0	0	0	0	0
03:00	0	0	0	0	0
04:00	0	0	0	0	0
05:00	0	0	0	0	0
06:00	0	0	0	0	0
07:00	0	0	0	0	0
08:00	0	0	0	0	0
09:00	627	117	530	2013	3287
10:00	875	134	492	2330	3831

Times / Type	Swimmers	Swimmers Outside Flags	Craft	On Beach	Total
11:00	0	0	0	0	0
12:00	819	115	224	2188	3346
13:00	0	0	0	0	0
14:00	677	61	216	1689	2643
15:00	0	0	0	0	0
16:00	752	76	202	1784	2814
17:00	136	32	49	925	1142
18:00	184	36	89	964	1273
19:00	0	0	0	0	0
20:00	0	0	0	0	0
21:00	0	0	0	0	0
22:00	0	0	0	0	0
23:00	0	0	0	0	0
<b>Total</b>	<b>4070</b>	<b>571</b>	<b>1802</b>	<b>11893</b>	<b>18336</b>

### First Aid

Type Performed	Total
Drowning	0
Fractures/Dislocation	0
Heart Related	1
Major Marine Stings	0
Major Wounds	0
Minor Cuts/Abrasions	2
Minor Marine Stings	0
Other	0
Shock	0
Spinal	0
<b>Total</b>	<b>3</b>

### Preventative Actions

Type	Total
Beach Users Advised/Warned	445
Craft Users Advised/Warned	193
Lost Children	0

Type	Total
Preventions	0
Searches	0
Shark Alarm	0
Swimmers Advised/Warned	657
Warning Signs Erected	80
Total	1375

### Local Government Ordinances

Local Government Ordinance Control / Miscellaneous Duties	Advised	Reported	Removed	Impounded	Total
Craft Riders	0	0	0	0	0
Dog/Animal Owners	0	0	0	0	0
Shark/Crocodile Alarms	0	0	0	0	0
Motor Vehicles/Bikes	0	0	0	0	0
PWC/Boats	0	0	0	0	0
Littering	0	0	0	-	0
Hazards/Glass	0	0	0	-	0
Stinger Net Interference	0	0	0	-	0
Inappropriate Behaviour	0	0	0	-	0
Public Relations	1593	0	0	-	1593
Total	1593	0	0	0	1593

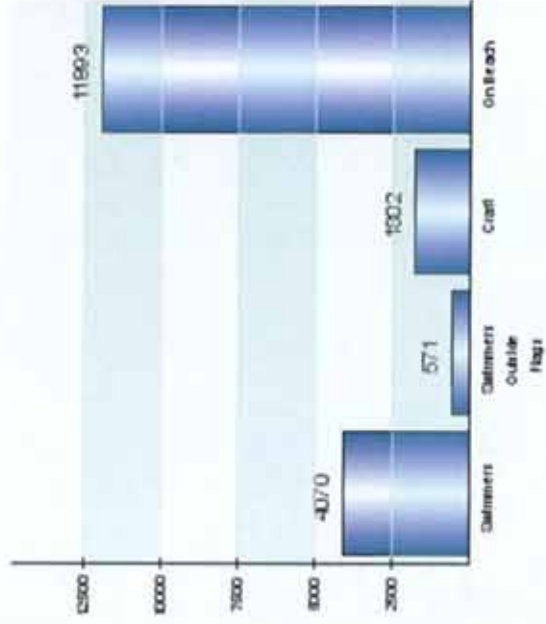
Tweed Shire Council (Lifeguards)

2013 Patrol Season Comparison Report

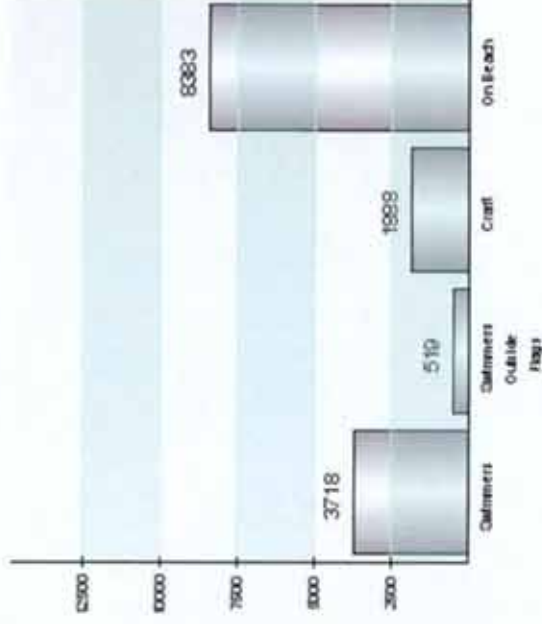
Casuarina Beach (Lifeguards)

Attendance:

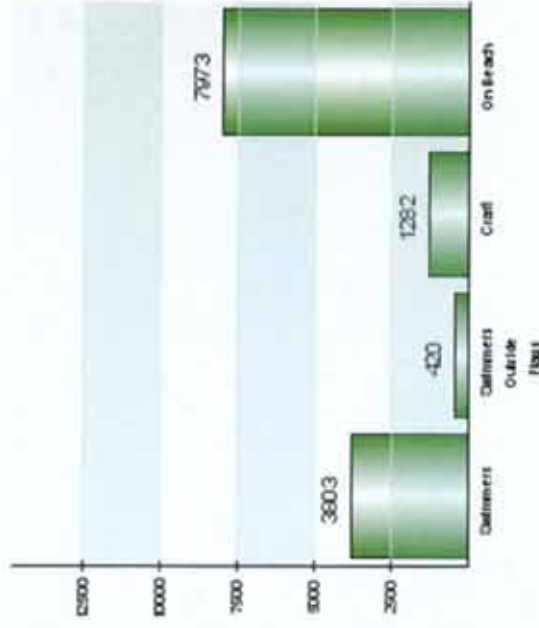
2013 Attendance



2012 Attendance



2011 Attendance

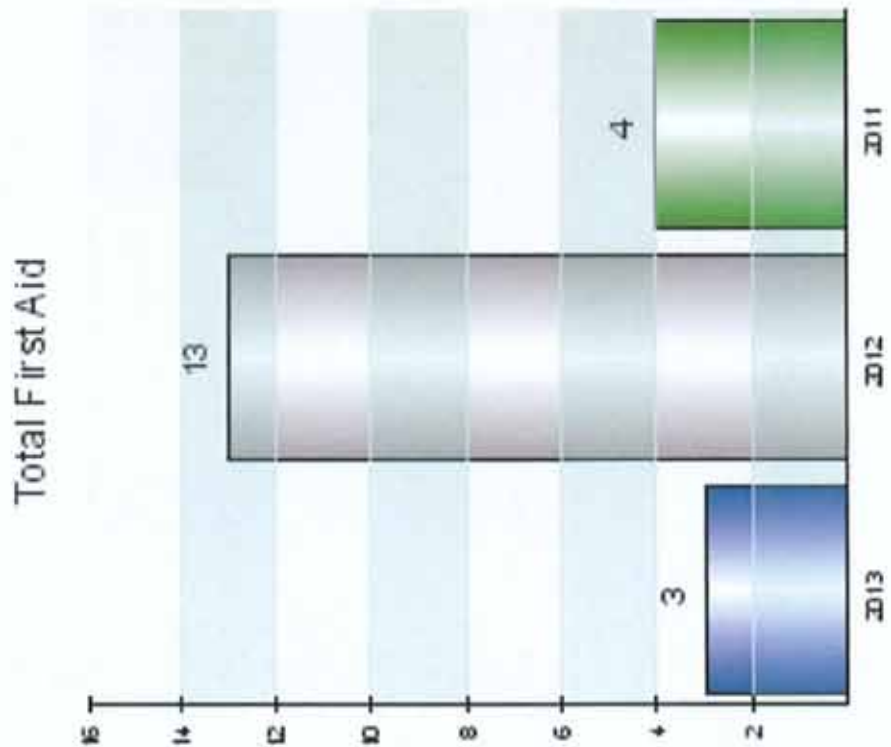
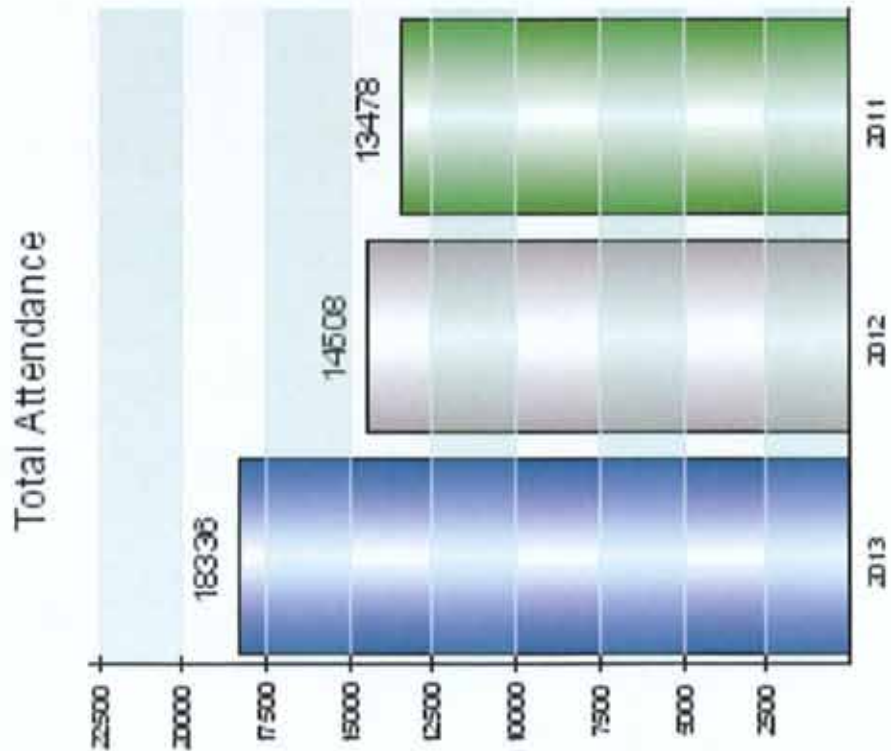


Tweed Shire Council (Lifeguards)

2013 Patrol Season Comparison Report

Casuarina Beach (Lifeguards)

Totals:

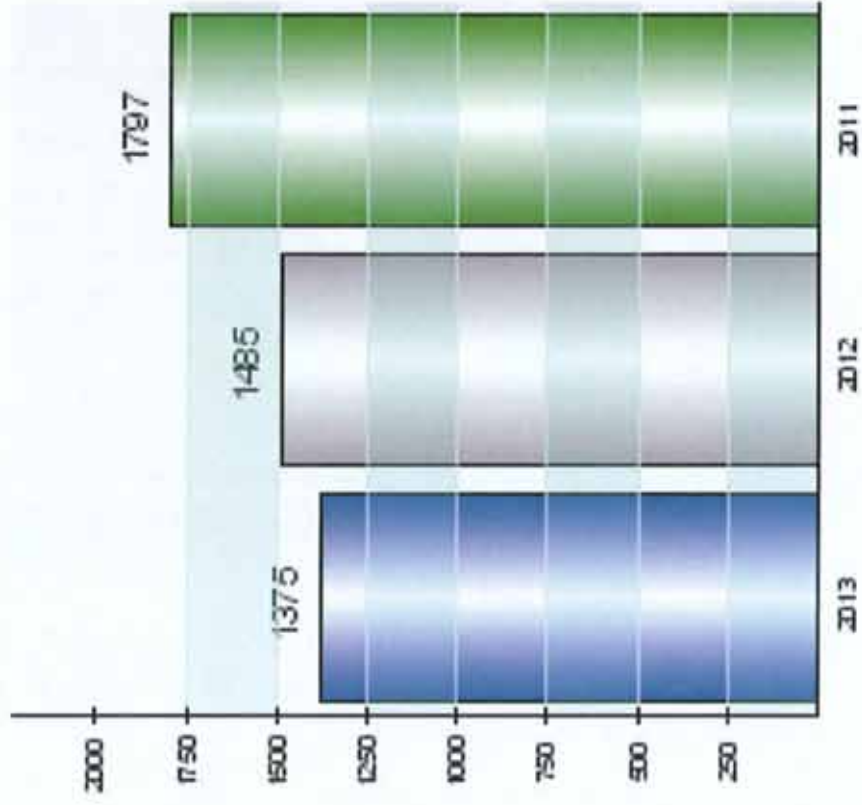


Tweed Shire Council (Lifeguards)

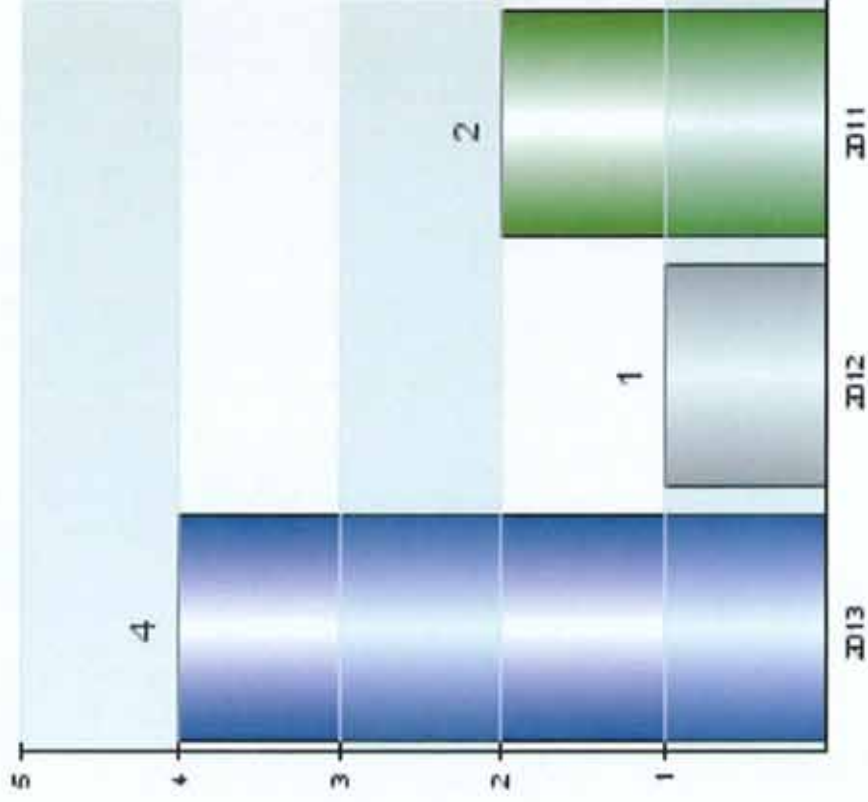
2013 Patrol Season Comparison Report

Casuarina Beach (Lifeguards)

Total Preventative Actions



Total Rescues



# Patrolled and/or Unpatrolled Stats Flagstaff (Duranbah) (Lifeguards)

## Number of Rescues

Type/Times	Unknown	6.-8	8.-9	9.-10	10.-11	11.-12	12.-1	1.-2	2.-3	3.-4	4.-5	5.-7	Total
No Gear	0	0	0	0	0	0	0	0	0	0	0	0	0
Rescue Tube	0	0	0	0	0	0	0	1	0	0	0	0	1
Body Board	0	0	0	0	0	0	0	0	0	0	0	0	0
Rescue Board	0	0	1	7	4	11	0	6	1	9	0	0	39
IRB	0	0	0	0	0	0	0	0	0	0	0	0	0
RWC	0	0	0	0	0	0	0	0	0	1	0	0	1
ORB	0	0	0	0	0	0	0	0	0	0	0	0	0
RIB	0	0	0	0	0	0	0	0	0	0	0	0	0
JRB	0	0	0	0	0	0	0	0	0	0	0	0	0
Surfboat	0	0	0	0	0	0	0	0	0	0	0	0	0
Helicopter	0	0	0	0	0	0	0	0	0	0	0	0	0
Surfboard	0	0	0	0	0	0	0	0	0	0	0	0	0
Other	0	0	0	0	0	0	0	0	0	0	0	0	0
<b>Total</b>	<b>0</b>	<b>0</b>	<b>1</b>	<b>7</b>	<b>4</b>	<b>11</b>	<b>0</b>	<b>7</b>	<b>1</b>	<b>10</b>	<b>0</b>	<b>0</b>	<b>41</b>

Total Residents Rescued: ()  
Total Non-Residents Rescued: ()

## Attendance

Times / Type	Swimmers	Swimmers Outside Flags	Craft	On Beach	Total
01:00	0	0	0	0	0
02:00	0	0	0	0	0
03:00	0	0	0	0	0
04:00	0	0	0	0	0
05:00	0	0	0	0	0
06:00	0	0	0	0	0
07:00	0	0	0	0	0
08:00	0	25	40	20	85
09:00	0	1011	5654	2525	9190
10:00	0	1280	6026	2877	10183

Times / Type	Swimmers	Swimmers Outside Flags	Craft	On Beach	Total
11:00	0	20	170	19	209
12:00	0	1555	5177	3027	9759
13:00	0	24	180	22	226
14:00	0	1526	4953	2857	9336
15:00	0	22	170	25	217
16:00	0	1133	4140	2391	7664
17:00	0	399	2071	1125	3595
18:00	0	432	1420	817	2669
19:00	0	0	0	0	0
20:00	0	0	0	0	0
21:00	0	0	0	0	0
22:00	0	0	0	0	0
23:00	0	0	0	0	0
<b>Total</b>	<b>0</b>	<b>7427</b>	<b>30001</b>	<b>15705</b>	<b>53133</b>

### First Aid

Type Performed	Total
Drowning	0
Fractures/Dislocation	1
Heart Related	0
Major Marine Stings	0
Major Wounds	4
Minor Cuts/Abrasions	20
Minor Marine Stings	1
Other	0
Shock	1
Spinal	0
<b>Total</b>	<b>27</b>

### Preventative Actions

Type	Total
Beach Users Advised/Warned	844
Craft Users Advised/Warned	1187
Lost Children	0



Type	Total
Preventions	0
Searches	0
Shark Alarm	0
Swimmers Advised/Warned	1048
Warning Signs Erected	215
<b>Total</b>	<b>3294</b>

### Local Government Ordinances

Local Government Ordinance Control / Miscellaneous Duties	Advised	Reported	Removed	Impounded	Total
Craft Riders	52	0	0	0	52
Dog/Animal Owners	1	0	1	0	2
Shark/Crocodile Alarms	120	0	60	0	180
Motor Vehicles/Bikes	0	0	0	0	0
PWC/Boats	0	0	0	0	0
Littering	0	0	0	-	0
Hazards/Glass	0	0	17	-	17
Stinger Net Interference	0	0	0	-	0
Inappropriate Behaviour	0	0	0	-	0
Public Relations	2016	0	0	-	2016
<b>Total</b>	<b>2189</b>	<b>0</b>	<b>78</b>	<b>0</b>	<b>2267</b>

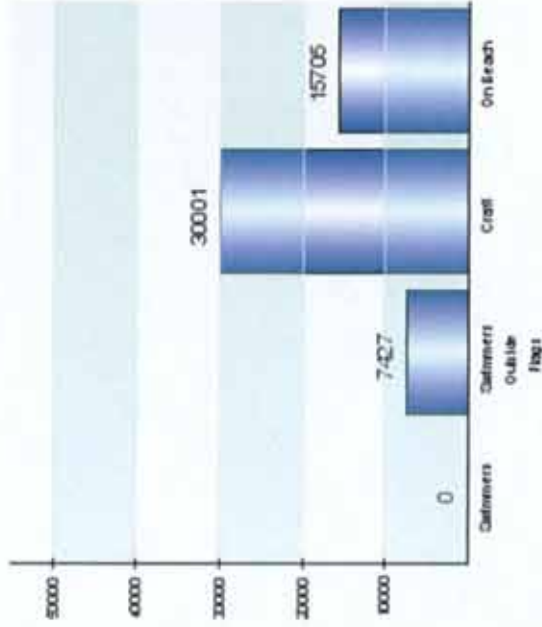
Tweed Shire Council (Lifeguards)

2013 Patrol Season Comparison Report

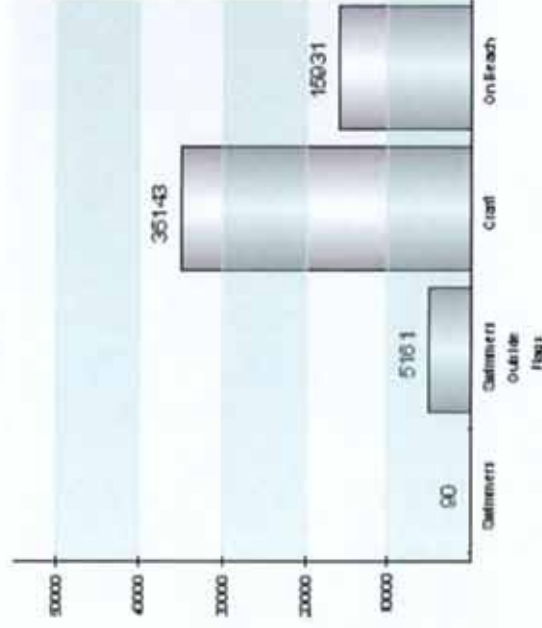
Duranbah (Lifeguards)

Attendance:

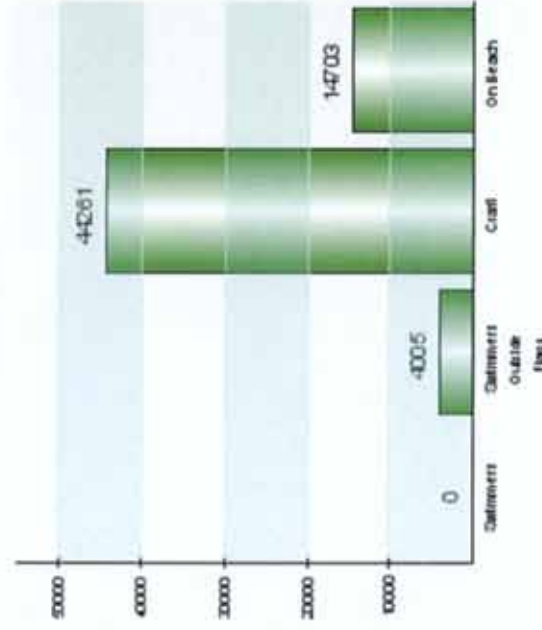
2013 Attendance



2012 Attendance



2011 Attendance



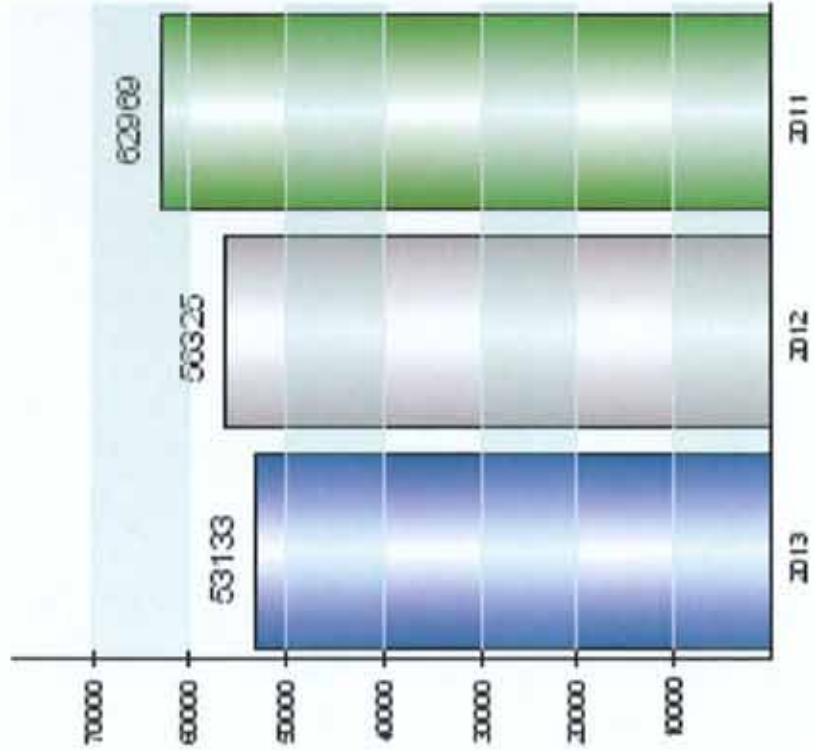
Tweed Shire Council (Lifeguards)

2013 Patrol Season Comparison Report

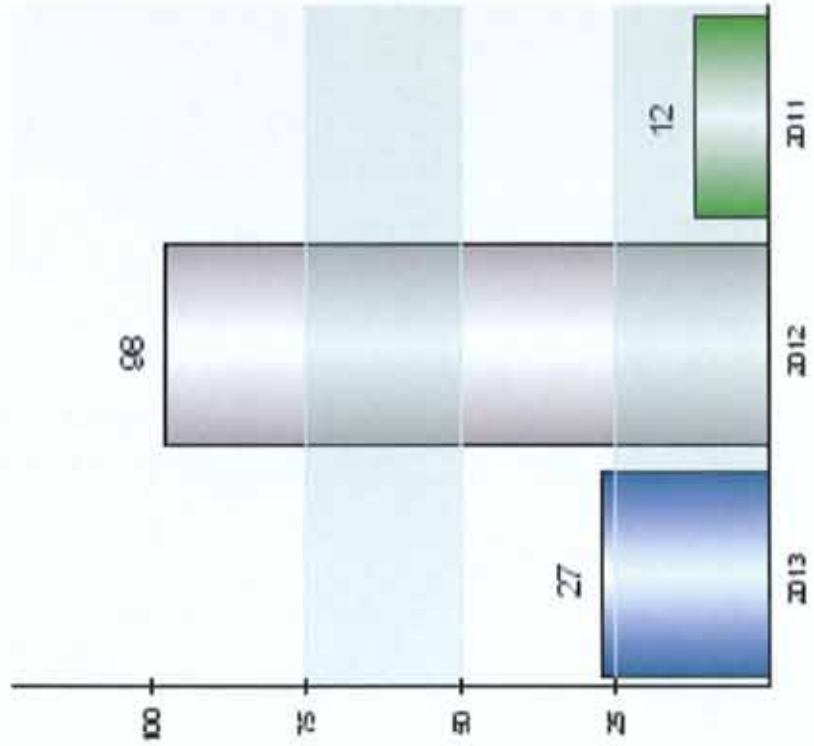
Duranbah (Lifeguards)

Totals:

Total Attendance



Total First Aid

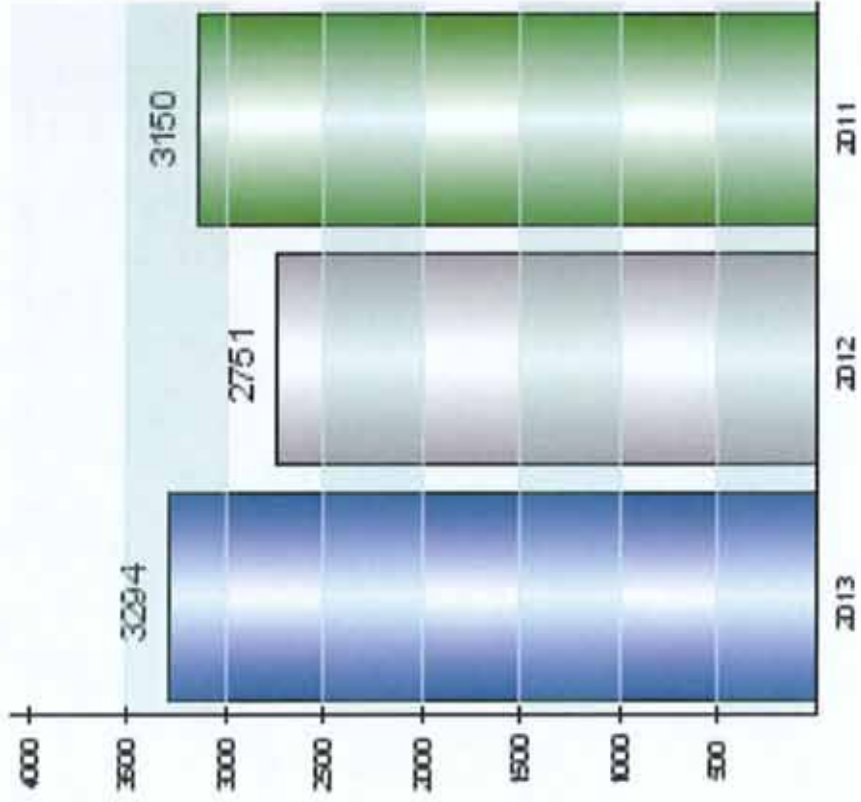


Tweed Shire Council (Lifeguards)

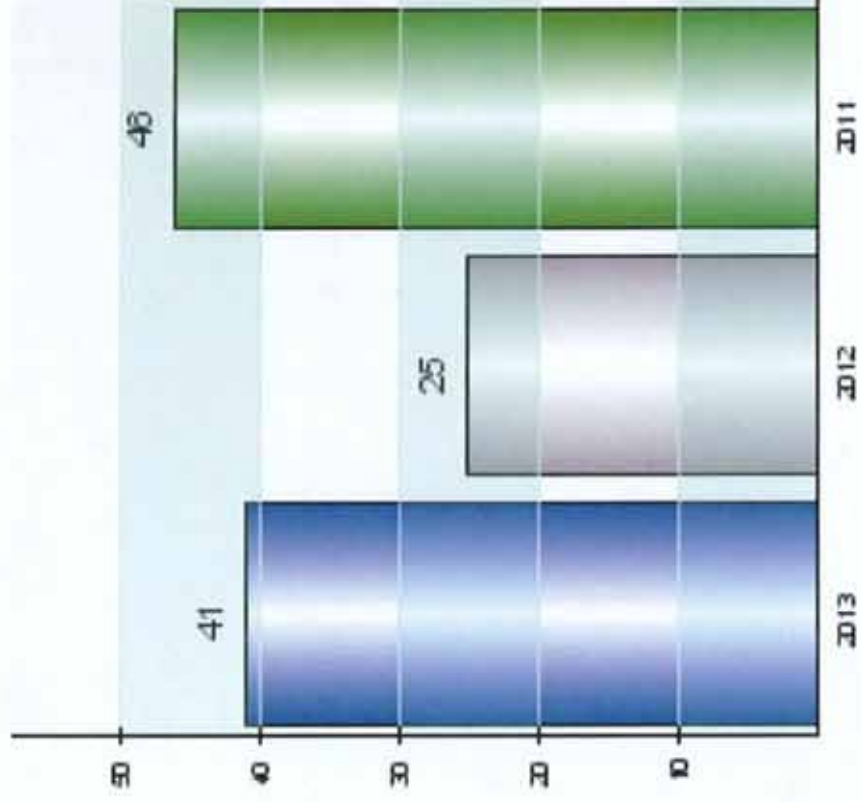
2013 Patrol Season Comparison Report

Duranbah (Lifeguards)

Total Preventative Actions



Total Rescues



# Patrolled and/or Unpatrolled Stats

## Fingal (Lifeguards)

### Number of Rescues

Type/Times	Unknown	6.-8	8.-9	9.-10	10.-11	11.-12	12.-1	1.-2	2.-3	3.-4	4.-5	5.-7	Total
No Gear	0	0	0	0	0	0	0	0	0	0	0	0	0
Rescue Tube	0	0	0	2	0	0	0	0	0	0	0	0	2
Body Board	0	0	0	0	0	0	0	0	0	0	0	0	0
Rescue Board	0	0	0	0	0	0	0	0	0	0	0	0	0
IRB	0	0	0	0	0	0	0	0	0	0	0	0	0
RWC	0	0	0	0	0	0	0	0	0	0	0	0	0
ORB	0	0	0	0	0	0	0	0	0	0	0	0	0
RIB	0	0	0	0	0	0	0	0	0	0	0	0	0
JRB	0	0	0	0	0	0	0	0	0	0	0	0	0
Surfboat	0	0	0	0	0	0	0	0	0	0	0	0	0
Helicopter	0	0	0	0	0	0	0	0	0	0	0	0	0
Surfboard	0	0	0	0	0	0	0	0	0	0	0	0	0
Other	0	0	0	0	0	0	0	0	0	0	0	0	0
<b>Total</b>	<b>0</b>	<b>0</b>	<b>0</b>	<b>2</b>	<b>0</b>	<b>0</b>	<b>0</b>	<b>0</b>	<b>0</b>	<b>0</b>	<b>0</b>	<b>0</b>	<b>2</b>

Total Residents Rescued: 0  
 Total Non-Residents Rescued: 0

### Attendance

Times / Type	Swimmers	Swimmers Outside Flags	Craft	On Beach	Total
01:00	0	0	0	0	0
02:00	0	0	0	0	0
03:00	0	0	0	0	0
04:00	0	0	0	0	0
05:00	0	0	0	0	0
06:00	0	0	0	0	0
07:00	0	0	0	0	0
08:00	0	0	0	0	0
09:00	797	150	337	1634	2918
10:00	1164	142	339	2106	3751

Times / Type	Swimmers	Swimmers Outside Flags	Craft	On Beach	Total
11:00	0	0	0	0	0
12:00	1076	147	254	1983	3462
13:00	0	0	0	0	0
14:00	908	106	195	1716	2925
15:00	0	0	0	0	0
16:00	953	116	150	1789	3008
17:00	189	13	74	954	1230
18:00	238	22	76	893	1229
19:00	0	0	0	0	0
20:00	0	0	0	0	0
21:00	0	0	0	0	0
22:00	0	0	0	0	0
23:00	0	0	0	0	0
<b>Total</b>	<b>5327</b>	<b>696</b>	<b>1425</b>	<b>11075</b>	<b>18523</b>

### First Aid

Type Performed	Total
Drowning	0
Fractures/Dislocation	0
Heart Related	0
Major Marine Stings	0
Major Wounds	0
Minor Cuts/Abrasions	8
Minor Marine Stings	0
Other	0
Shock	0
Spinal	0
<b>Total</b>	<b>8</b>

### Preventative Actions

Type	Total
Beach Users Advised/Warned	241
Craft Users Advised/Warned	154
Lost Children	0

Type	Total
Preventions	0
Searches	0
Shark Alarm	0
Swimmers Advised/Warned	403
Warning Signs Erected	22
<b>Total</b>	<b>820</b>

**Local Government Ordinances**

Local Government Ordinance Control / Miscellaneous Duties	Advised	Reported	Removed	Impounded	Total
Craft Riders	0	0	0	0	0
Dog/Animal Owners	0	0	0	0	0
Shark/Crocodile Alarms	0	0	0	0	0
Motor Vehicles/Bikes	0	0	0	0	0
PWC/Boats	0	0	0	0	0
Littering	0	0	0	-	0
Hazards/Glass	0	0	0	-	0
Stinger Net Interference	0	0	0	-	0
Inappropriate Behaviour	0	0	0	-	0
Public Relations	1131	0	0	-	1131
<b>Total</b>	<b>1131</b>	<b>0</b>	<b>0</b>	<b>0</b>	<b>1131</b>

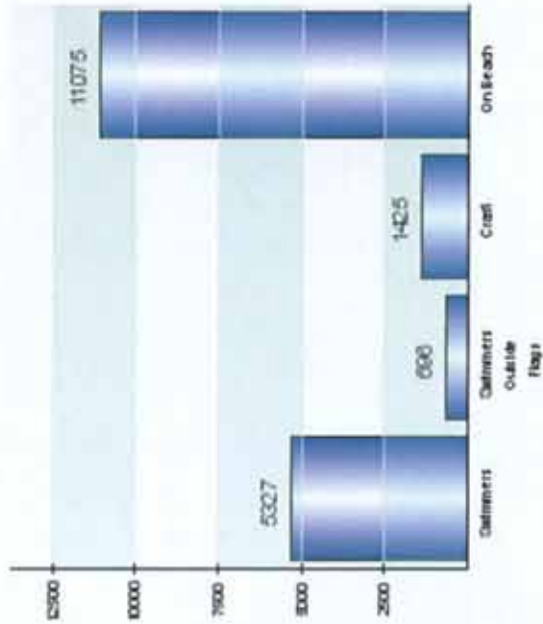
Tweed Shire Council (Lifeguards)

2013 Patrol Season Comparison Report

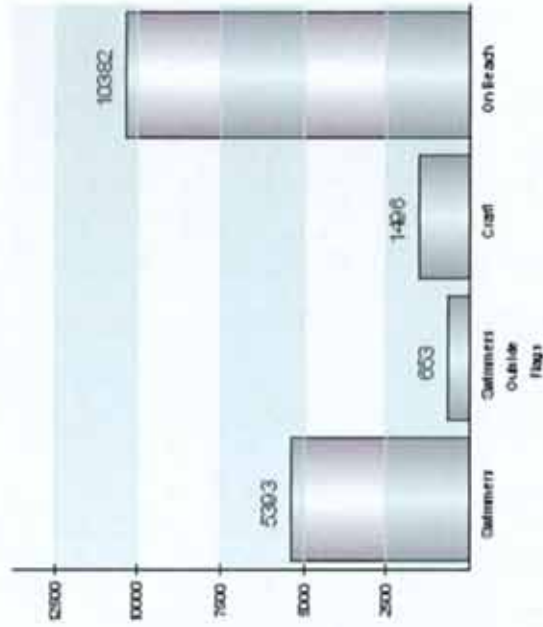
Fingal (Lifeguards)

Attendance:

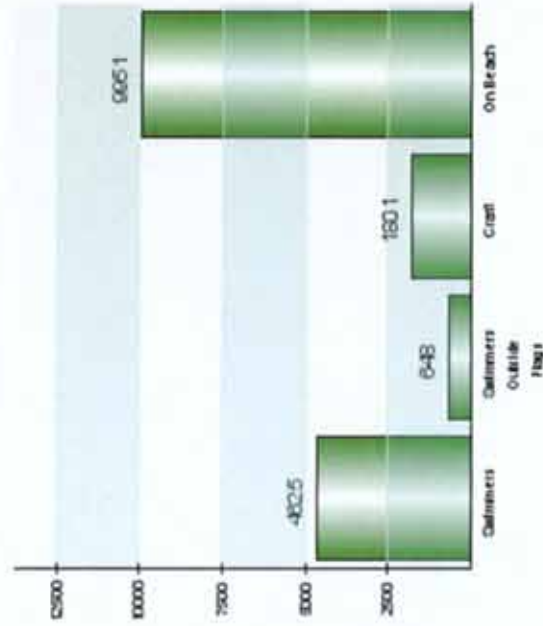
2013 Attendance



2012 Attendance



2011 Attendance



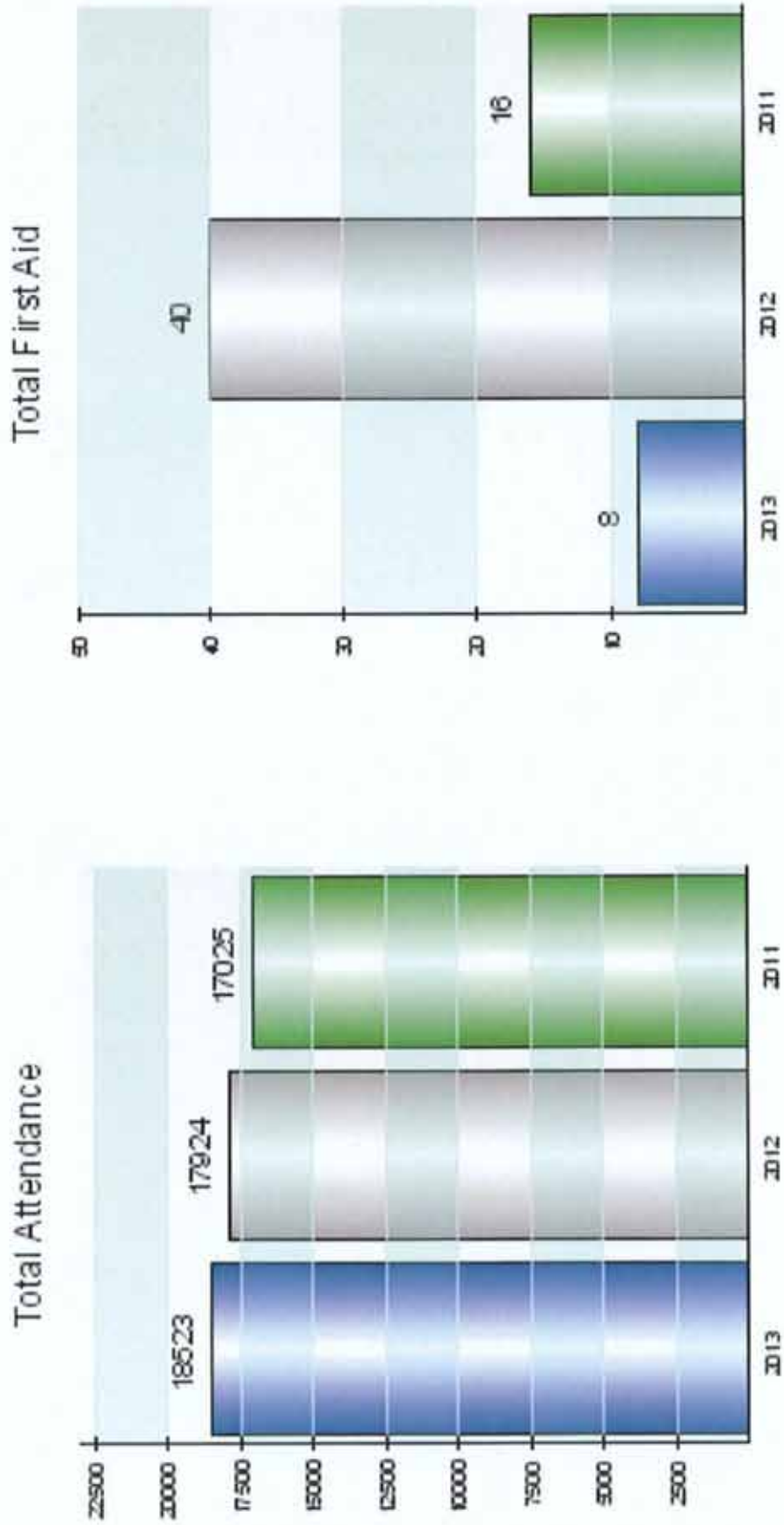


Tweed Shire Council (Lifeguards)

2013 Patrol Season Comparison Report

Fingal (Lifeguards)

Totals:

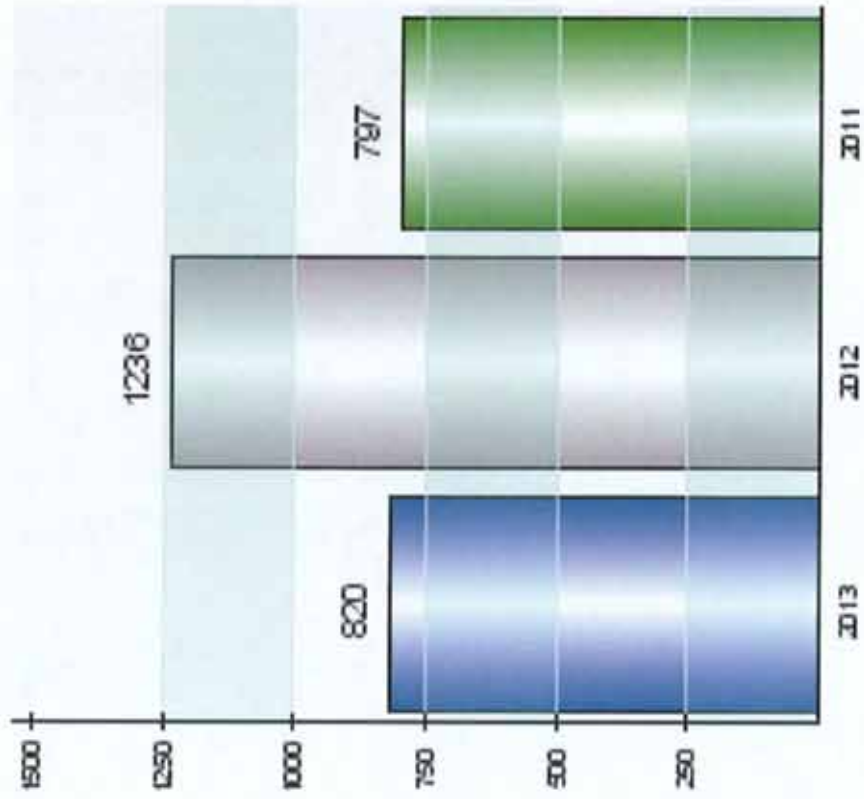


Tweed Shire Council (Lifeguards)

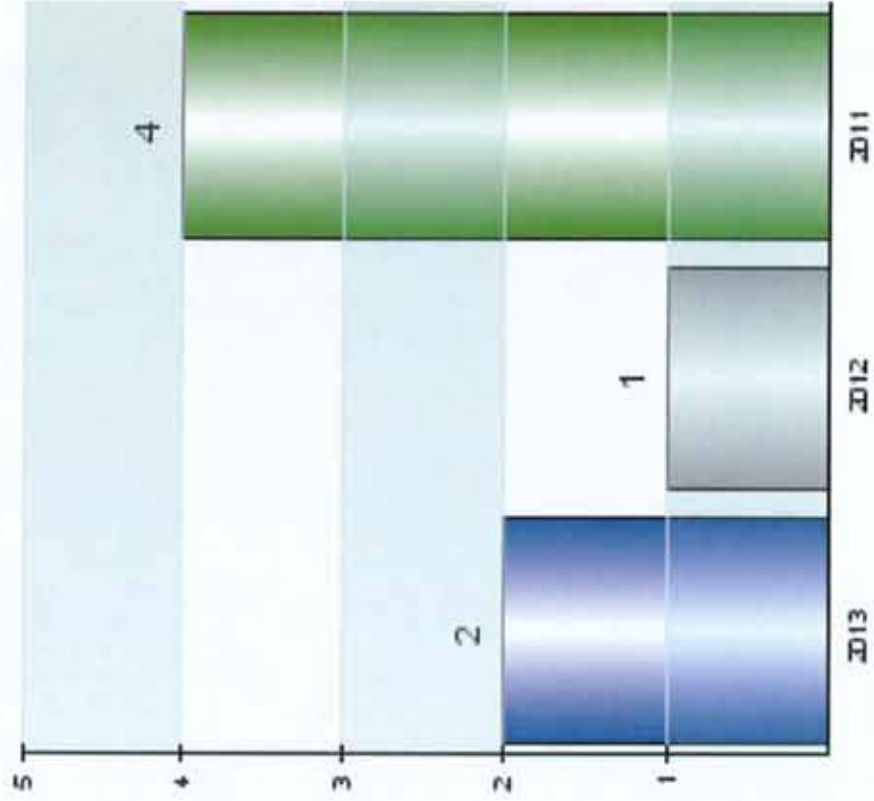
2013 Patrol Season Comparison Report

Fingal (Lifeguards)

Total Preventative Actions



Total Rescues



# Patrolled and/or Unpatrolled Stats Hastings Point (Lifeguards)

## Number of Rescues

Type/Times	Unknown	6.-8	8.-9	9.-10	10.-11	11.-12	12.-1	1.-2	2.-3	3.-4	4.-5	5.-7	Total
No Gear	0	0	0	0	0	0	0	0	2	0	0	0	2
Rescue Tube	0	0	0	0	0	0	0	0	2	0	0	0	2
Body Board	0	0	0	0	0	0	0	0	0	0	0	0	0
Rescue Board	0	0	0	0	0	0	0	0	2	1	0	1	4
IRB	0	0	0	0	0	0	0	0	0	0	0	0	0
RWC	0	0	0	0	0	0	0	0	0	0	0	0	0
ORB	0	0	0	0	0	0	0	0	0	0	0	0	0
RIB	0	0	0	0	0	0	0	0	0	0	0	0	0
JRB	0	0	0	0	0	0	0	0	0	0	0	0	0
Surfboat	0	0	0	0	0	0	0	0	0	0	0	0	0
Helicopter	0	0	0	0	0	0	0	0	0	0	0	0	0
Surfboard	0	0	0	0	0	0	0	0	0	0	0	0	0
Other	0	0	0	0	0	0	0	0	2	0	0	0	2
<b>Total</b>	<b>0</b>	<b>0</b>	<b>0</b>	<b>0</b>	<b>0</b>	<b>0</b>	<b>0</b>	<b>0</b>	<b>8</b>	<b>1</b>	<b>0</b>	<b>1</b>	<b>10</b>

Total Residents Rescued: 0

Total Non-Residents Rescued: 0

## Attendance

Times / Type	Swimmers	Swimmers Outside Flags	Craft	On Beach	Total
01:00	0	0	0	0	0
02:00	0	0	0	0	0
03:00	0	0	0	0	0
04:00	0	0	0	0	0
05:00	0	0	0	0	0
06:00	0	0	0	0	0
07:00	0	0	0	0	0
08:00	0	0	0	0	0
<b>09:00</b>	<b>845</b>	<b>353</b>	<b>1161</b>	<b>2128</b>	<b>4487</b>
<b>10:00</b>	<b>1518</b>	<b>470</b>	<b>1111</b>	<b>2828</b>	<b>5927</b>

Times / Type	Swimmers	Swimmers Outside Flags	Craft	On Beach	Total
11:00	0	0	3	5	8
12:00	1519	432	801	2664	5416
13:00	0	0	5	10	15
14:00	1292	384	527	2001	4204
15:00	0	0	20	40	60
16:00	1266	317	497	2047	4127
17:00	398	111	219	1132	1860
18:00	231	103	190	594	1118
19:00	0	0	0	0	0
20:00	0	0	0	0	0
21:00	0	0	0	0	0
22:00	0	0	0	0	0
23:00	0	0	0	0	0
<b>Total</b>	<b>7069</b>	<b>2170</b>	<b>4534</b>	<b>13449</b>	<b>27222</b>

### First Aid

Type Performed	Total
Drowning	0
Fractures/Dislocation	0
Heart Related	0
Major Marine Stings	0
Major Wounds	0
Minor Cuts/Abrasions	5
Minor Marine Stings	2
Other	0
Shock	0
Spinal	0
<b>Total</b>	<b>7</b>

### Preventative Actions

Type	Total
Beach Users Advised/Warned	633
Craft Users Advised/Warned	325
Lost Children	0

Type	Total
Preventions	0
Searches	0
Shark Alarm	0
Swimmers Advised/Warned	734
Warning Signs Erected	59
<b>Total</b>	<b>1751</b>

### Local Government Ordinances

Local Government Ordinance Control / Miscellaneous Duties	Advised	Reported	Removed	Impounded	Total
Craft Riders	39	0	0	0	39
Dog/Animal Owners	2	0	0	0	2
Shark/Crocodile Alarms	0	0	0	0	0
Motor Vehicles/Bikes	0	0	0	0	0
PWC/Boats	0	0	0	0	0
Littering	0	0	14	-	14
Hazards/Glass	0	0	8	-	8
Stinger Net Interference	0	0	2	-	2
Inappropriate Behaviour	0	0	0	-	0
Public Relations	1873	0	0	-	1873
<b>Total</b>	<b>1914</b>	<b>0</b>	<b>24</b>	<b>0</b>	<b>1938</b>

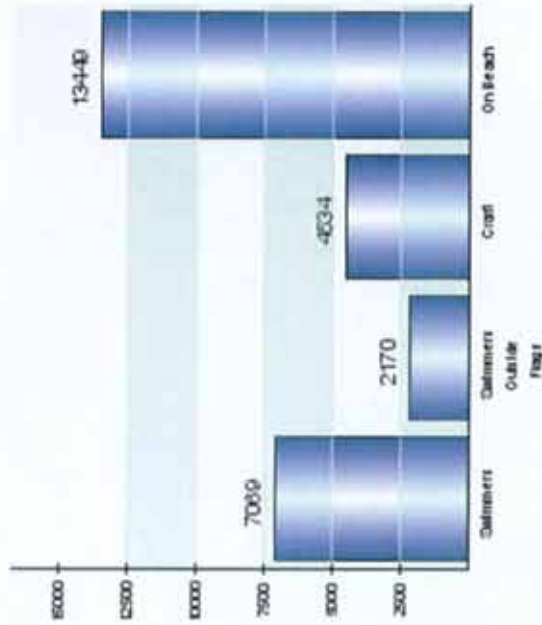
Tweed Shire Council (Lifeguards)

2013 Patrol Season Comparison Report


Hastings Point (Lifeguards)

Attendance:

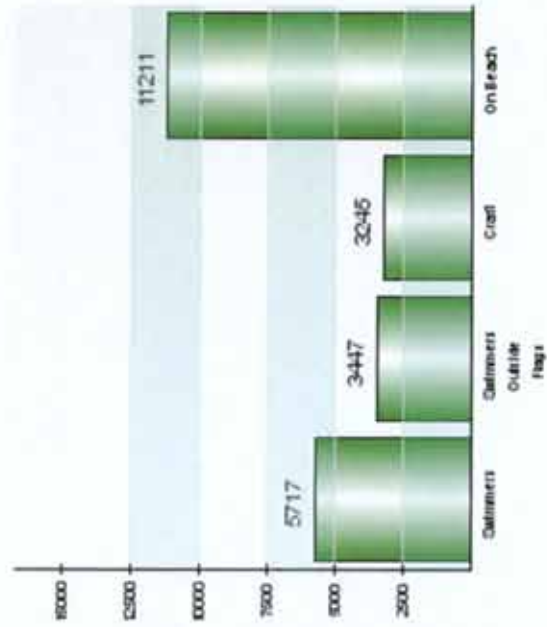
2013 Attendance



2012 Attendance



2011 Attendance



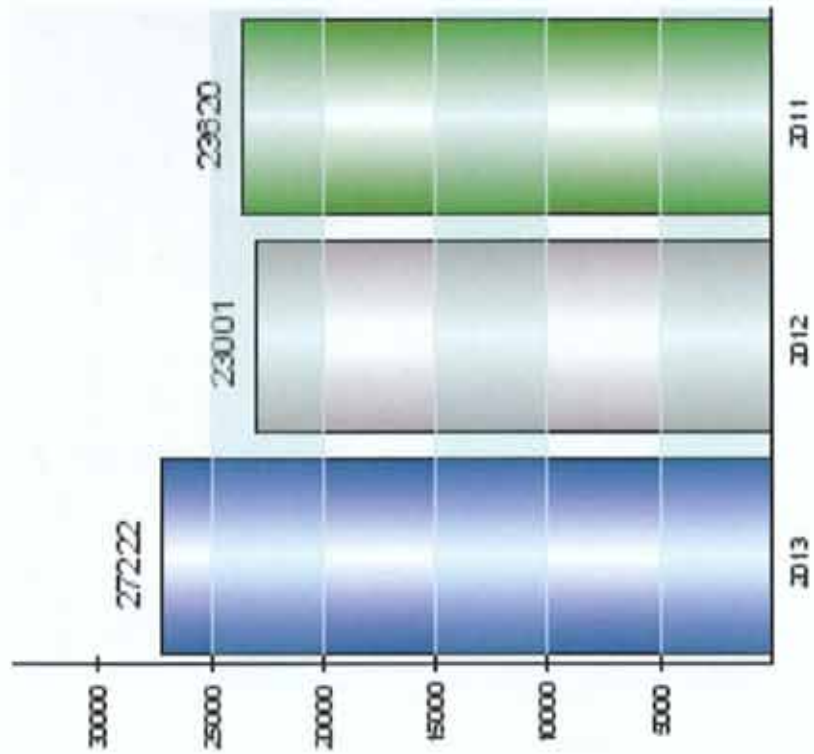
Tweed Shire Council (Lifeguards)

2013 Patrol Season Comparison Report

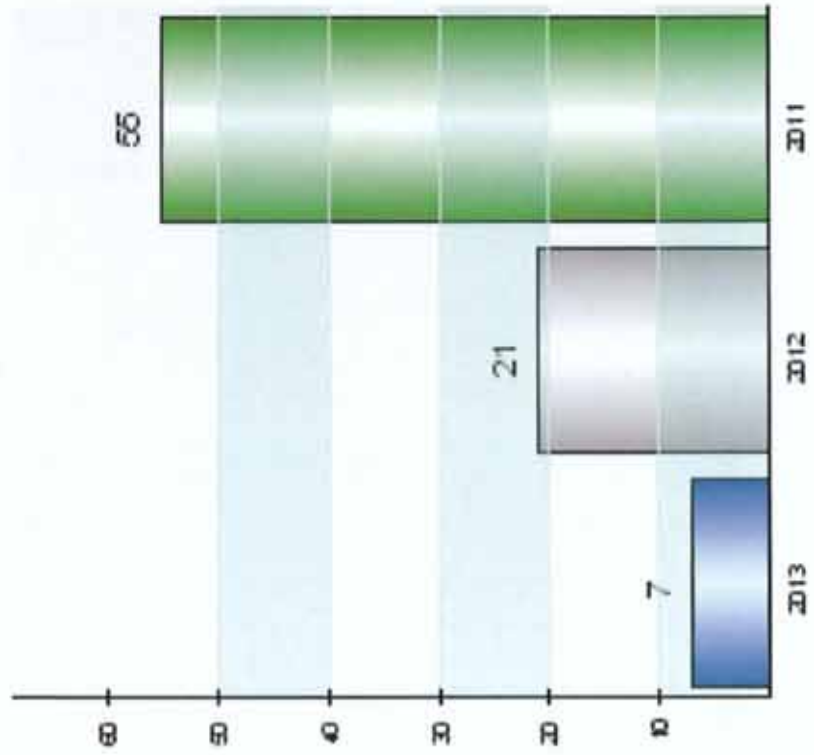
Hastings Point (Lifeguards)

Totals:

Total Attendance



Total First Aid

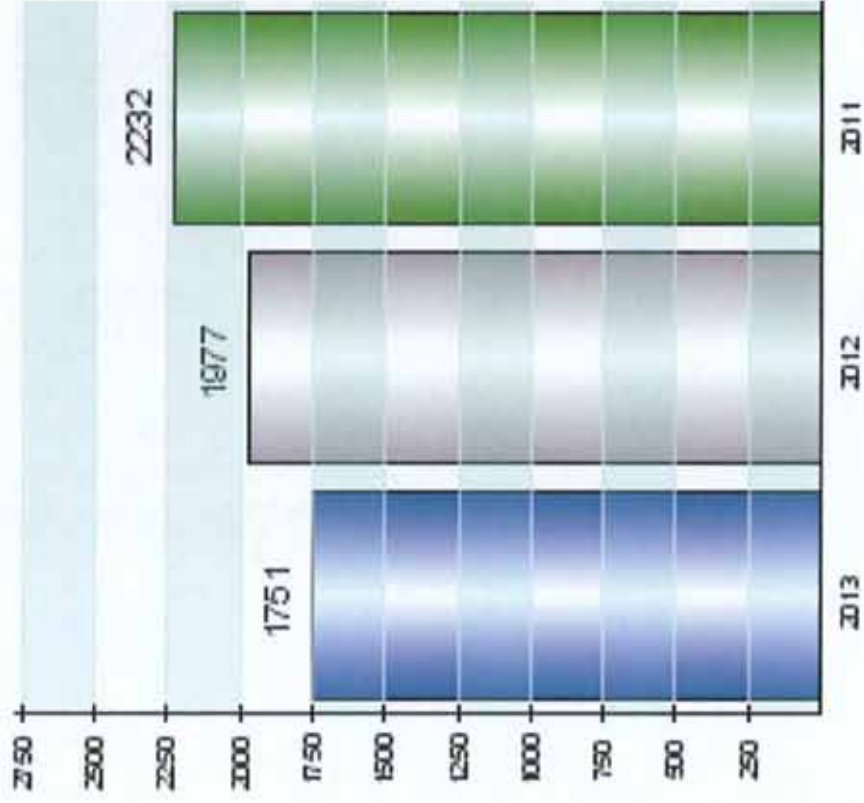


Tweed Shire Council (Lifeguards)

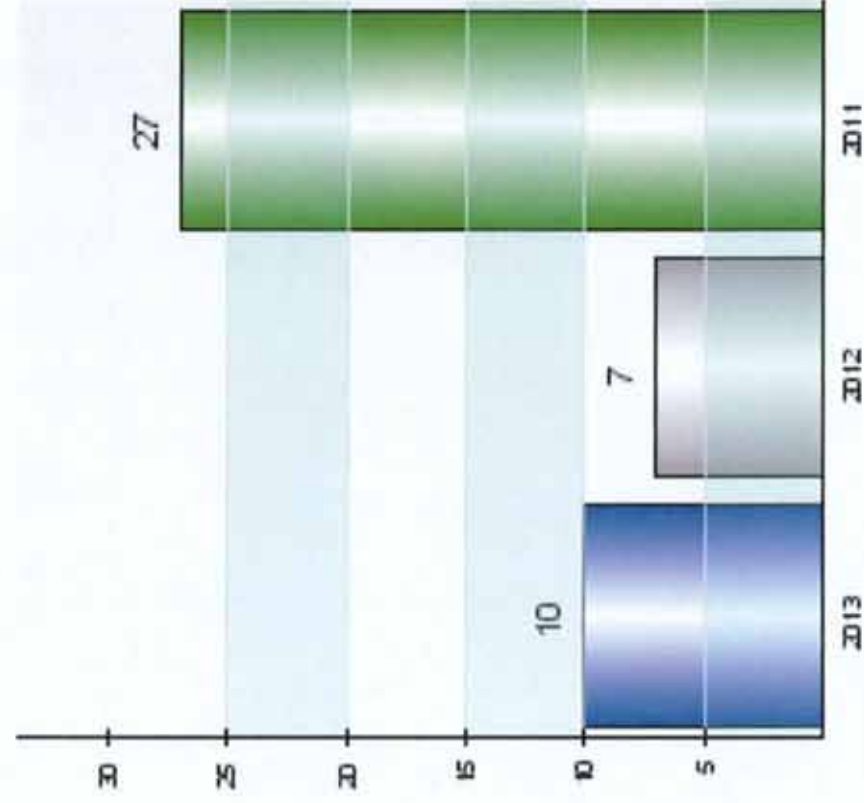
2013 Patrol Season Comparison Report

Hastings Point (Lifeguards)

Total Preventative Actions



Total Rescues





# Patrolled and/or Unpatrolled Stats Kingscliff Beach (Lifeguards)

## Number of Rescues

Type/Times	Unknown	5.-8	8.-9	9.-10	10.-11	11.-12	12.-1	1.-2	2.-3	3.-4	4.-5	5.-7	Total
No Gear	0	0	0	0	0	0	0	2	0	0	0	2	4
Rescue Tube	0	0	0	0	1	0	0	0	2	0	0	1	4
Body Board	0	0	0	0	1	0	0	0	0	0	0	0	1
Rescue Board	0	0	0	3	0	0	2	0	0	0	0	0	5
IRB	0	0	0	0	0	0	0	0	0	0	0	0	0
RWC	0	0	0	0	0	0	0	0	0	0	0	0	0
ORB	0	0	0	0	0	0	0	0	0	0	0	0	0
RIB	0	0	0	0	0	0	0	0	0	0	0	0	0
JRB	0	0	0	0	0	0	0	0	0	0	0	0	0
Surfboat	0	0	0	0	0	0	0	0	0	0	0	0	0
Helicopter	0	0	0	0	0	0	0	0	0	0	0	0	0
Surfboard	0	0	0	0	0	0	0	0	0	0	0	0	0
Other	0	0	0	0	0	0	0	0	0	0	0	0	0
<b>Total</b>	<b>0</b>	<b>0</b>	<b>0</b>	<b>3</b>	<b>2</b>	<b>0</b>	<b>2</b>	<b>2</b>	<b>2</b>	<b>0</b>	<b>0</b>	<b>3</b>	<b>14</b>

Total Residents Rescued: ()  
Total Non-Residents Rescued: ()

## Attendance

Times / Type	Swimmers	Swimmers Outside Flags	Craft	On Beach	Total
01:00	0	0	0	0	0
02:00	0	0	0	0	0
03:00	0	0	0	0	0
04:00	0	0	0	0	0
05:00	0	0	0	0	0
06:00	0	0	0	0	0
07:00	0	0	0	0	0
08:00	0	0	0	0	0
09:00	674	364	613	1767	3438
10:00	1382	508	735	2671	5296

Times / Type	Swimmers	Swimmers Outside Flags	Craft	On Beach	Total
11:00	0	0	0	0	0
12:00	1823	532	545	3814	6714
13:00	0	0	0	0	0
14:00	1205	217	473	2675	4570
15:00	0	0	0	0	0
16:00	1023	263	473	2473	4232
17:00	172	49	165	505	891
18:00	450	139	397	1341	2327
19:00	0	0	0	0	0
20:00	0	0	0	0	0
21:00	0	0	0	0	0
22:00	0	0	0	0	0
23:00	0	0	0	0	0
<b>Total</b>	<b>6729</b>	<b>2092</b>	<b>3401</b>	<b>15246</b>	<b>27468</b>

### First Aid

Type Performed	Total
Drowning	1
Fractures/Dislocation	0
Heart Related	0
Major Marine Stings	0
Major Wounds	1
Minor Cuts/Abrasions	4
Minor Marine Stings	4
Other	1
Shock	1
Spinal	0
<b>Total</b>	<b>12</b>

### Preventative Actions

Type	Total
Beach Users Advised/Warned	390
Craft Users Advised/Warned	256
Lost Children	0

Type	Total
Preventions	0
Searches	0
Shark Alarm	0
Swimmers Advised/Warned	677
Warning Signs Erected	28
<b>Total</b>	<b>1351</b>

### Local Government Ordinances

Local Government Ordinance Control / Miscellaneous Duties	Advised	Reported	Removed	Impounded	Total
Craft Riders	7	0	0	0	7
Dog/Animal Owners	0	0	0	0	0
Shark/Crocodile Alarms	0	0	0	0	0
Motor Vehicles/Bikes	0	0	0	0	0
PWC/Boats	0	0	0	0	0
Littering	0	0	0	-	0
Hazards/Glass	1	0	0	-	1
Stinger Net Interference	0	0	0	-	0
Inappropriate Behaviour	0	0	0	-	0
Public Relations	1352	0	0	-	1352
<b>Total</b>	<b>1360</b>	<b>0</b>	<b>0</b>	<b>0</b>	<b>1360</b>

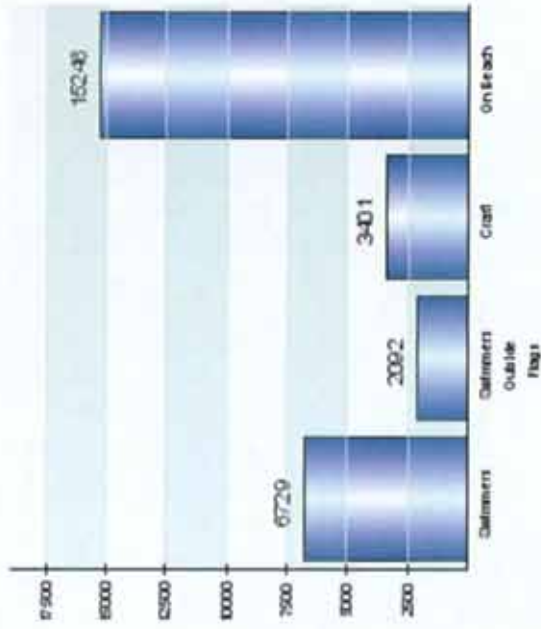
Tweed Shire Council (Lifeguards)

2013 Patrol Season Comparison Report

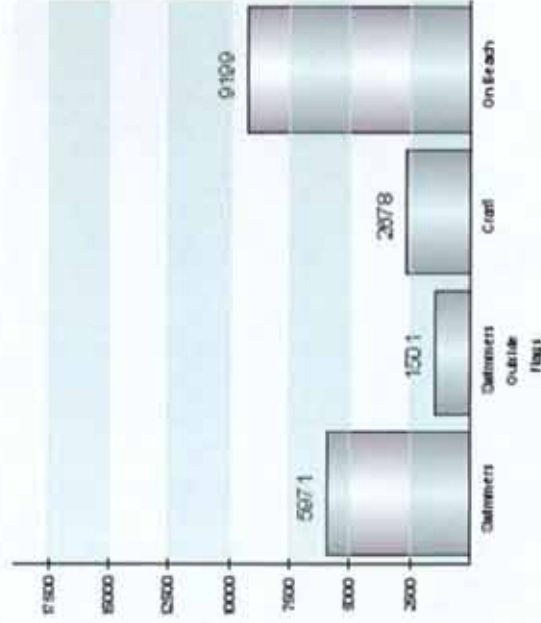
Kingscliff South (Lifeguards)

Attendance:

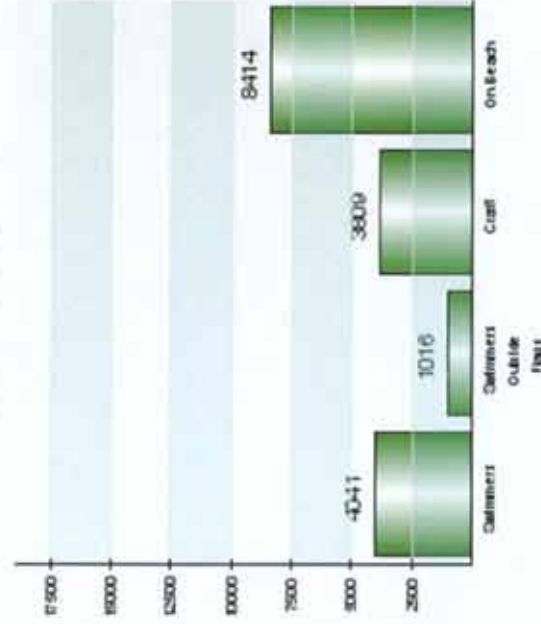
2013 Attendance



2012 Attendance



2011 Attendance



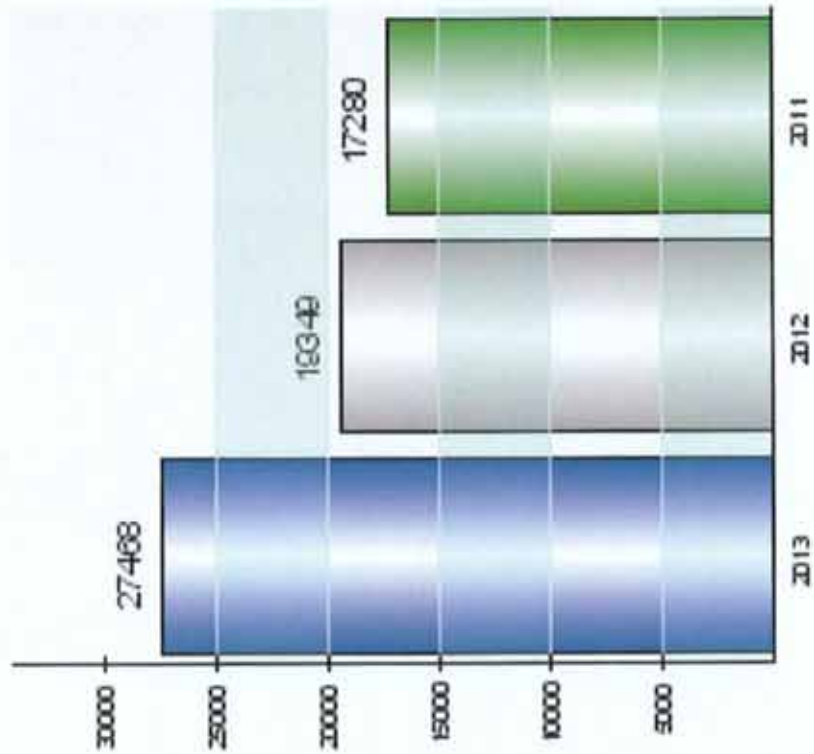
Tweed Shire Council (Lifeguards)

2013 Patrol Season Comparison Report

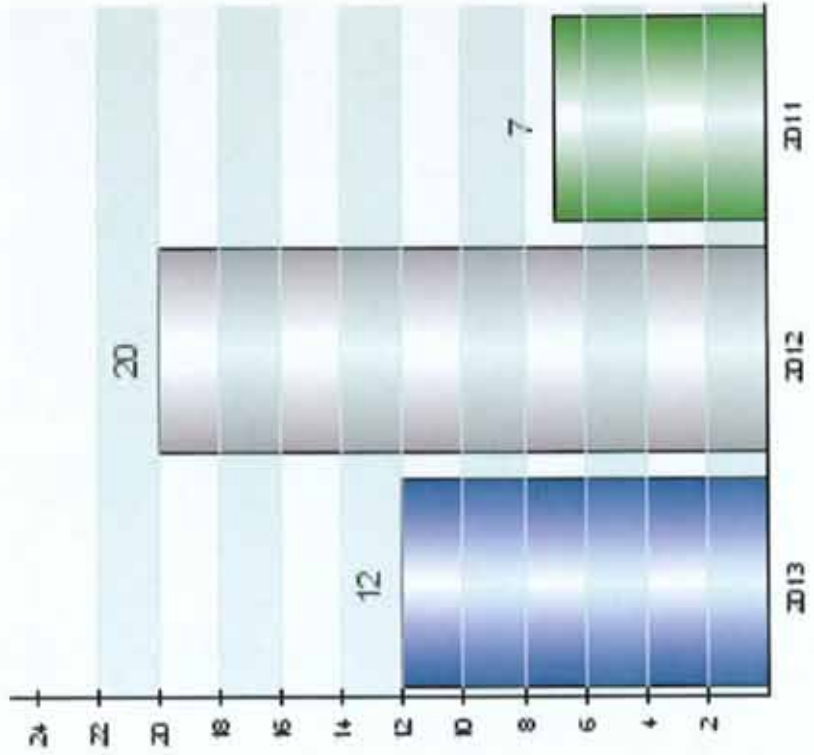
Kingscliff South (Lifeguards)

Totals:

Total Attendance



Total First Aid

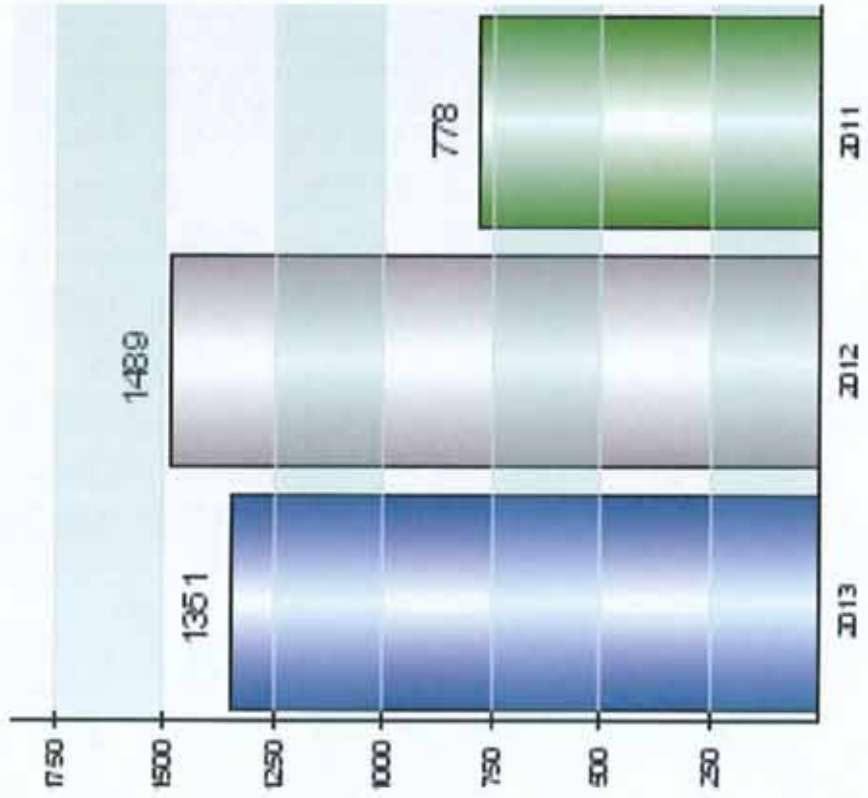


Tweed Shire Council (Lifeguards)

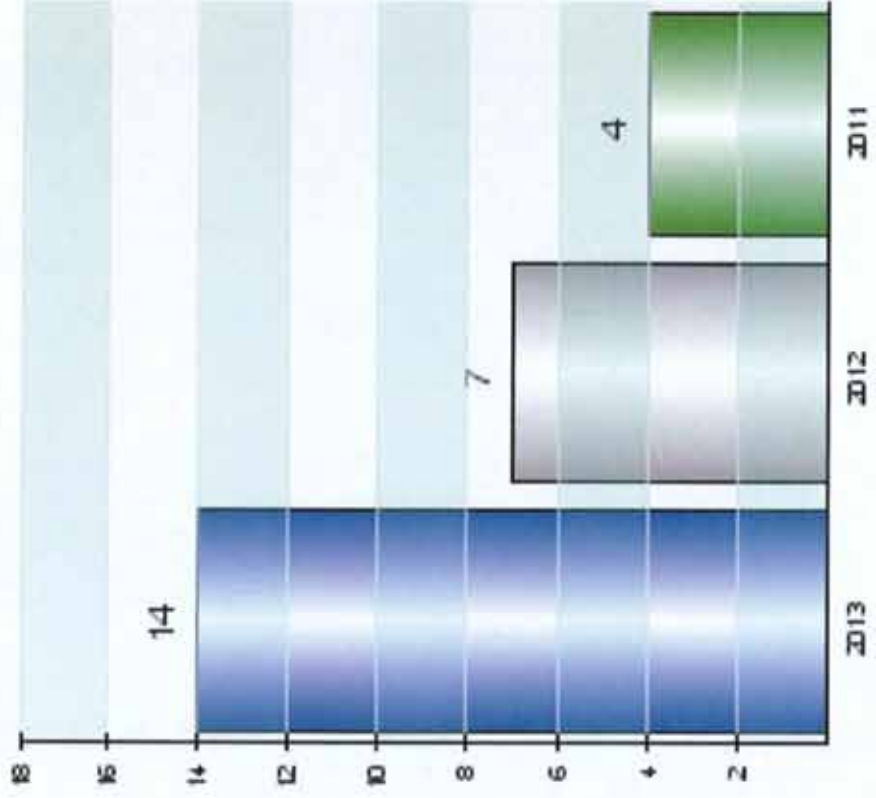
2013 Patrol Season Comparison Report

Kingscliff South (Lifeguards)

Total Preventative Actions



Total Rescues



# Patrolled and/or Unpatrolled Stats

## North Kingscliff

### Number of Rescues

Type/Times	Unknown	6.-8	8.-9	9.-10	10.-11	11.-12	12.-1	1.-2	2.-3	3.-4	4.-5	5.-7	Total
No Gear	0	0	0	0	0	0	0	0	0	0	0	1	1
Rescue Tube	0	0	0	0	0	0	0	0	0	0	0	0	0
Body Board	0	0	0	0	0	0	0	0	0	0	0	0	0
Rescue Board	0	0	0	0	0	0	0	0	0	2	0	0	2
IRB	0	0	0	0	0	0	0	0	0	0	0	0	0
RWC	0	0	0	0	0	0	0	0	0	0	0	0	0
ORB	0	0	0	0	0	0	0	0	0	0	0	0	0
RIB	0	0	0	0	0	0	0	0	0	0	0	0	0
JRB	0	0	0	0	0	0	0	0	0	0	0	0	0
Surfboat	0	0	0	0	0	0	0	0	0	0	0	0	0
Helicopter	0	0	0	0	0	0	0	0	0	0	0	0	0
Surfboard	0	0	0	0	0	0	0	0	0	0	0	0	0
Other	0	0	0	0	0	0	0	0	0	0	0	0	0
<b>Total</b>	<b>0</b>	<b>0</b>	<b>0</b>	<b>0</b>	<b>0</b>	<b>0</b>	<b>0</b>	<b>0</b>	<b>0</b>	<b>2</b>	<b>0</b>	<b>1</b>	<b>3</b>

Total Residents Rescued: ()  
 Total Non-Residents Rescued: ()

### Attendance

Times / Type	Swimmers	Swimmers Outside Flags	Craft	On Beach	Total
01:00	0	0	0	0	0
02:00	0	0	0	0	0
03:00	0	0	0	0	0
04:00	0	0	0	0	0
05:00	0	0	0	0	0
06:00	0	0	0	0	0
07:00	0	0	0	0	0
08:00	0	0	0	0	0
09:00	382	74	199	652	1307
10:00	546	47	159	853	1605

Times / Type	Swimmers	Swimmers Outside Flags	Craft	On Beach	Total
11:00	0	0	0	0	0
12:00	540	31	83	822	1476
13:00	0	0	0	0	0
14:00	425	37	33	669	1164
15:00	0	0	0	0	0
16:00	560	143	43	914	1660
17:00	0	0	0	0	0
18:00	294	74	37	732	1137
19:00	0	0	0	0	0
20:00	0	0	0	0	0
21:00	0	0	0	0	0
22:00	0	0	0	0	0
23:00	0	0	0	0	0
<b>Total</b>	<b>2747</b>	<b>406</b>	<b>554</b>	<b>4642</b>	<b>8349</b>

### First Aid

Type Performed	Total
Drowning	0
Fractures/Dislocation	0
Heart Related	0
Major Marine Stings	0
Major Wounds	0
Minor Cuts/Abrasions	0
Minor Marine Stings	0
Other	0
Shock	0
Spinal	0
<b>Total</b>	<b>0</b>

### Preventative Actions

Type	Total
Beach Users Advised/Warned	237
Craft Users Advised/Warned	57
Lost Children	0



Type	Total
Preventions	0
Searches	0
Shark Alarm	0
Swimmers Advised/Warned	275
Warning Signs Erected	25
<b>Total</b>	<b>594</b>

### Local Government Ordinances


Local Government Ordinance Control / Miscellaneous Duties	Advised	Reported	Removed	Impounded	Total
Craft Riders	3	0	0	0	3
Dog/Animal Owners	0	0	0	0	0
Shark/Crocodile Alarms	0	0	0	0	0
Motor Vehicles/Bikes	0	0	0	0	0
PWC/Boats	0	0	0	0	0
Littering	0	0	0	-	0
Hazards/Glass	0	0	0	-	0
Stinger Net Interference	0	0	0	-	0
Inappropriate Behaviour	0	0	0	-	0
Public Relations	477	0	0	-	477
<b>Total</b>	<b>480</b>	<b>0</b>	<b>0</b>	<b>0</b>	<b>480</b>

Tweed Shire Council (Lifeguards)

2013 Patrol Season Comparison Report

Kingscliff North (Lifeguards)

Attendance:



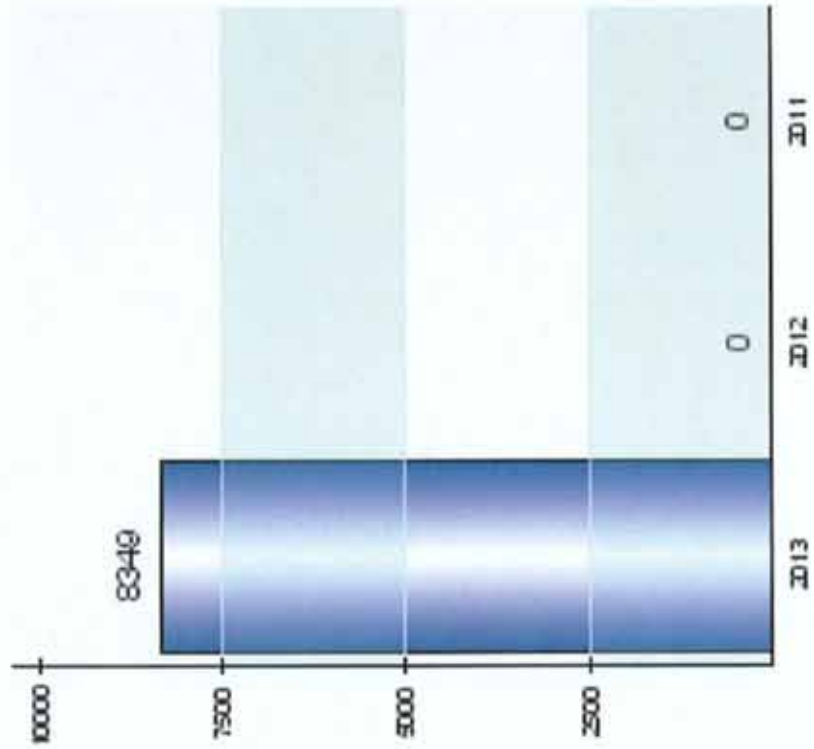
Tweed Shire Council (Lifeguards)

2013 Patrol Season Comparison Report

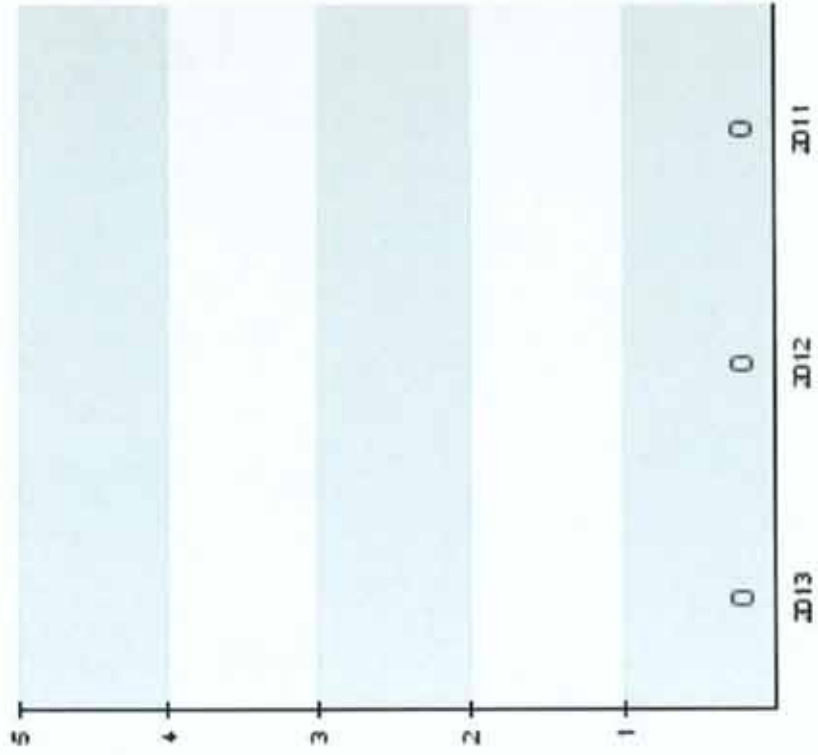
Kingscliff North (Lifeguards)

Totals:

Total Attendance



Total First Aid

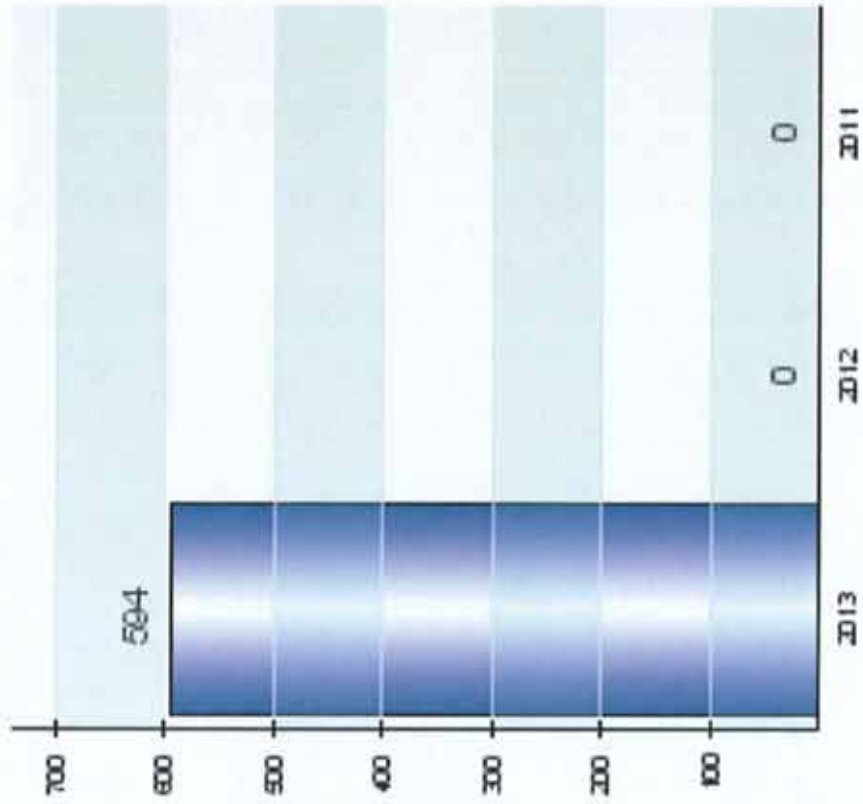


Tweed Shire Council (Lifeguards)

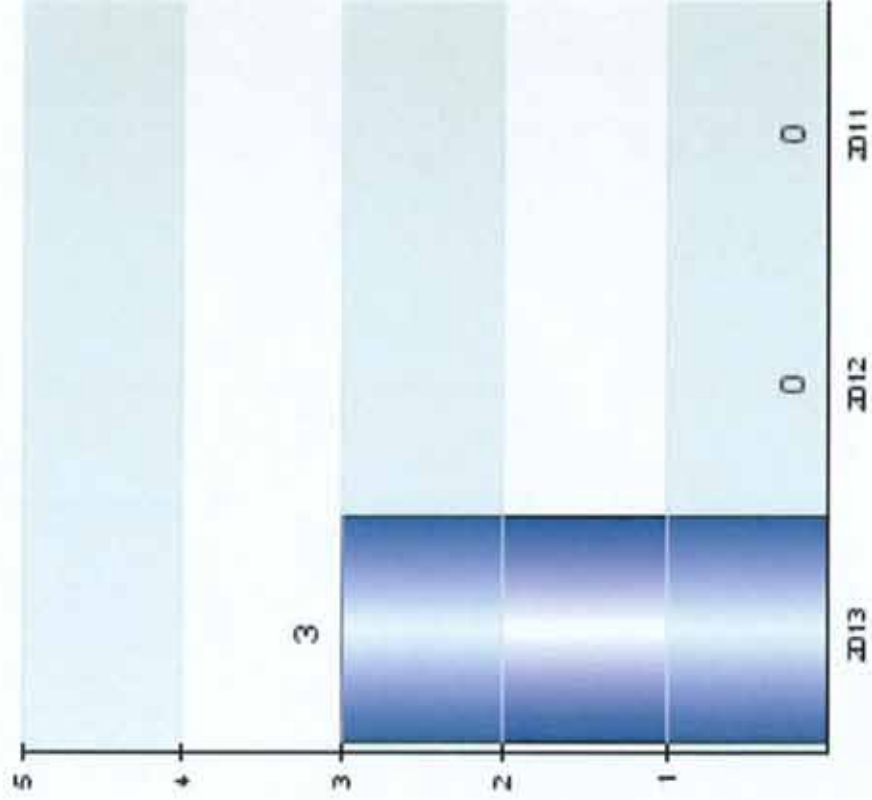
2013 Patrol Season Comparison Report

Kingscliff North (Lifeguards)

Total Preventative Actions



Total Rescues



# Patrolled and/or Unpatrolled Stats

## Pottsville (Lifeguards)

### Number of Rescues

Type/Times	Unknown	6.-8	8.-9	9.-10	10.-11	11.-12	12.-1	1.-2	2.-3	3.-4	4.-5	5.-7	Total
No Gear	0	0	0	1	0	0	0	1	0	0	0	0	2
Rescue Tube	0	0	0	0	0	0	0	1	0	0	0	0	1
Body Board	0	0	0	0	0	0	0	0	0	0	0	0	0
Rescue Board	0	0	0	0	0	0	0	3	0	1	0	1	5
IRB	0	0	0	0	0	0	0	0	0	0	0	0	0
RWC	0	0	0	0	0	0	0	0	0	0	0	0	0
ORB	0	0	0	0	0	0	0	0	0	0	0	0	0
RIB	0	0	0	0	0	0	0	0	0	0	0	0	0
JRB	0	0	0	0	0	0	0	0	0	0	0	0	0
Surfboat	0	0	0	0	0	0	0	0	0	0	0	0	0
Helicopter	0	0	0	0	0	0	0	0	0	0	0	0	0
Surfboard	0	0	0	0	0	0	0	0	0	0	0	0	0
Other	0	0	0	0	0	0	0	0	0	0	0	0	0
<b>Total</b>	<b>0</b>	<b>0</b>	<b>0</b>	<b>1</b>	<b>0</b>	<b>0</b>	<b>0</b>	<b>5</b>	<b>0</b>	<b>1</b>	<b>0</b>	<b>1</b>	<b>8</b>

Total Residents Rescued: ( )  
 Total Non-Residents Rescued: ( )

### Attendance

Times / Type	Swimmers	Swimmers Outside Flags	Craft	On Beach	Total
01:00	0	0	0	0	0
02:00	0	0	0	0	0
03:00	0	0	0	0	0
04:00	0	0	0	0	0
05:00	0	0	0	0	0
06:00	0	0	0	0	0
07:00	0	0	0	0	0
08:00	0	0	0	0	0
09:00	683	167	226	1322	2398
10:00	1333	144	292	1926	3695

Times / Type	Swimmers	Swimmers Outside Flags	Craft	On Beach	Total
11:00	0	0	0	0	0
12:00	1041	110	145	1761	3057
13:00	0	0	0	0	0
14:00	693	95	140	1285	2213
15:00	0	0	0	0	0
16:00	868	112	99	1469	2548
17:00	157	25	9	482	673
18:00	409	50	45	833	1337
19:00	0	0	0	0	0
20:00	0	0	0	0	0
21:00	0	0	0	0	0
22:00	0	0	0	0	0
23:00	0	0	0	0	0
<b>Total</b>	<b>5184</b>	<b>703</b>	<b>956</b>	<b>9078</b>	<b>15921</b>

### First Aid

Type Performed	Total
Drowning	0
Fractures/Dislocation	0
Heart Related	0
Major Marine Stings	0
Major Wounds	0
Minor Cuts/Abrasions	1
Minor Marine Stings	2
Other	0
Shock	0
Spinal	0
<b>Total</b>	<b>3</b>

### Preventative Actions

Type	Total
Beach Users Advised/Warned	495
Craft Users Advised/Warned	128
Lost Children	0

Type	Total
Preventions	0
Searches	0
Shark Alarm	0
Swimmers Advised/Warned	821
Warning Signs Erected	61
<b>Total</b>	<b>1505</b>

### Local Government Ordinances

Local Government Ordinance Control / Miscellaneous Duties	Advised	Reported	Removed	Impounded	Total
Craft Riders	0	0	0	0	0
Dog/Animal Owners	2	0	0	0	2
Shark/Crocodile Alarms	0	0	0	0	0
Motor Vehicles/Bikes	0	0	0	0	0
PWC/Boats	0	0	0	0	0
Littering	1	0	0	-	1
Hazards/Glass	0	0	2	-	2
Stinger Net Interference	0	0	0	-	0
Inappropriate Behaviour	0	0	0	-	0
Public Relations	1176	0	0	-	1176
<b>Total</b>	<b>1179</b>	<b>0</b>	<b>2</b>	<b>0</b>	<b>1181</b>

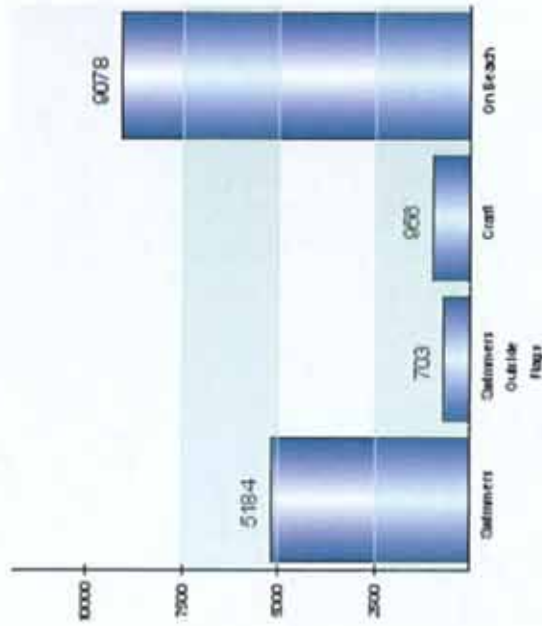
Tweed Shire Council (Lifeguards)

2013 Patrol Season Comparison Report

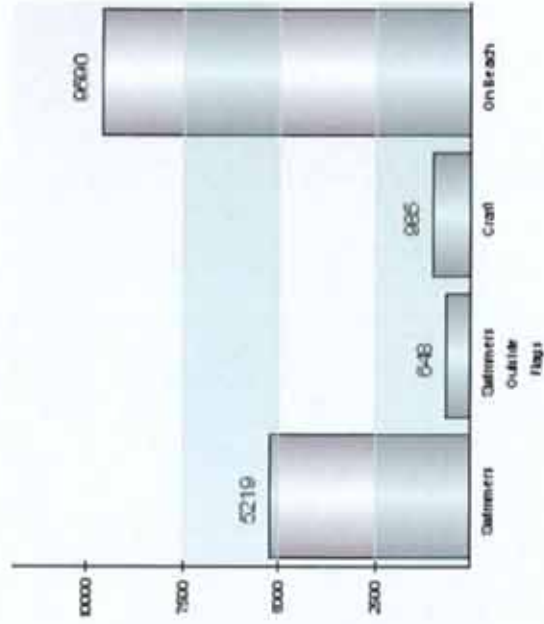
Pottsville North (Lifeguards)

Attendance:

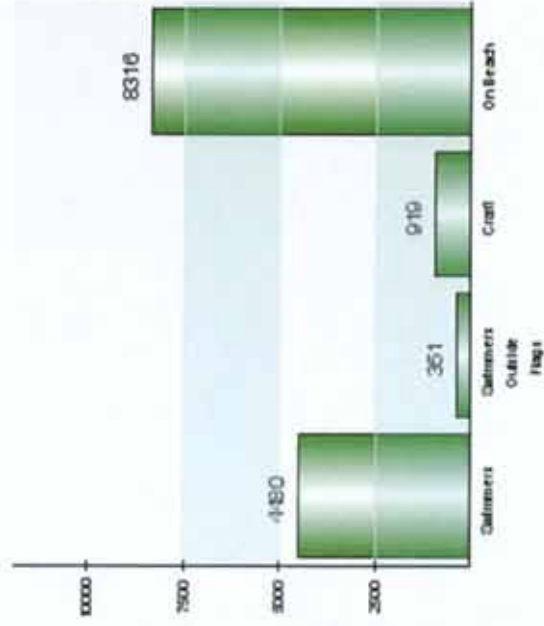
2013 Attendance



2012 Attendance



2011 Attendance





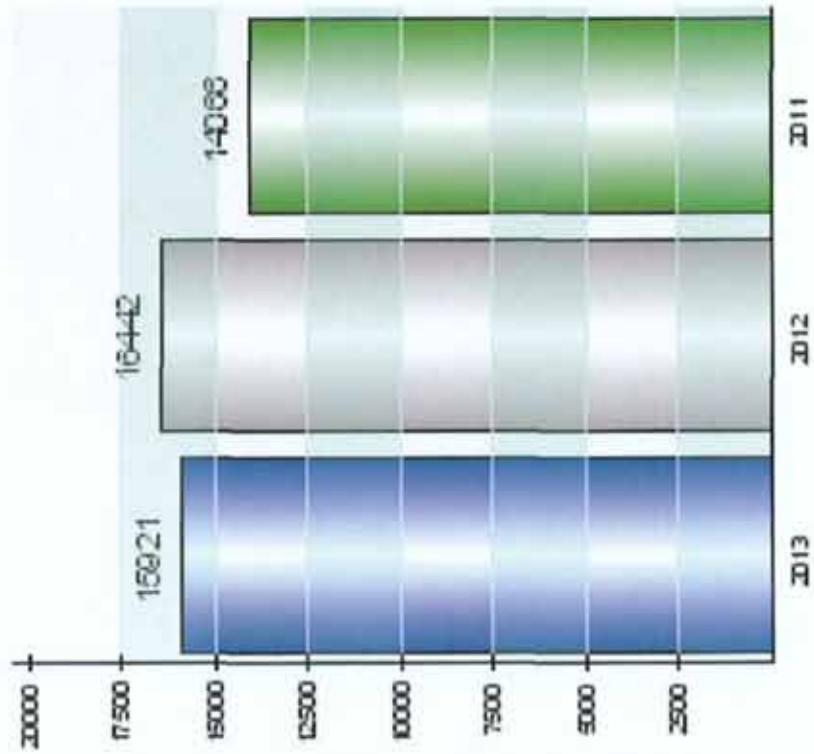
Tweed Shire Council (Lifeguards)

2013 Patrol Season Comparison Report

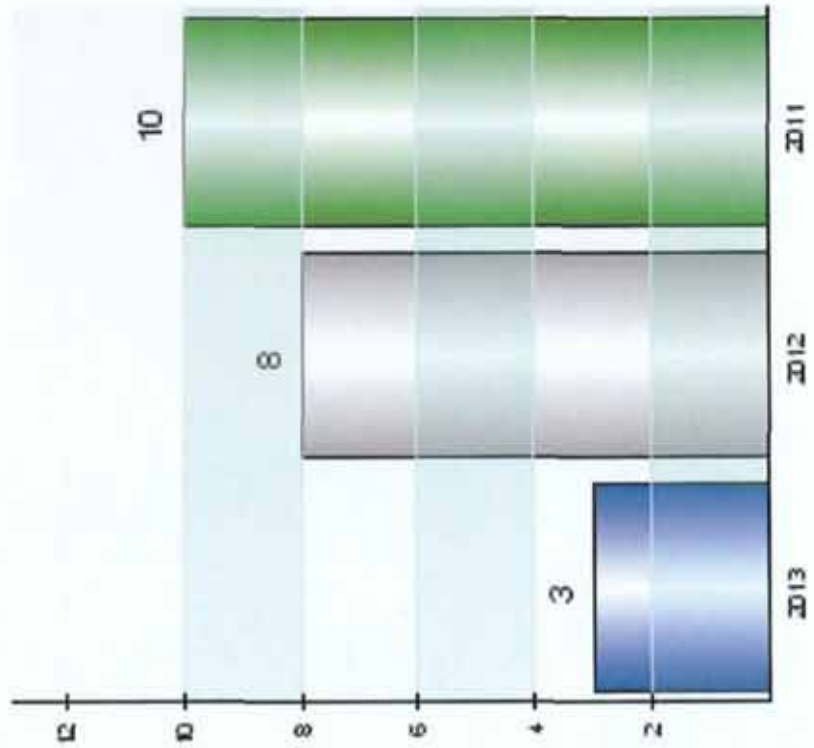
Pottsville North (Lifeguards)

Totals:

Total Attendance



Total First Aid

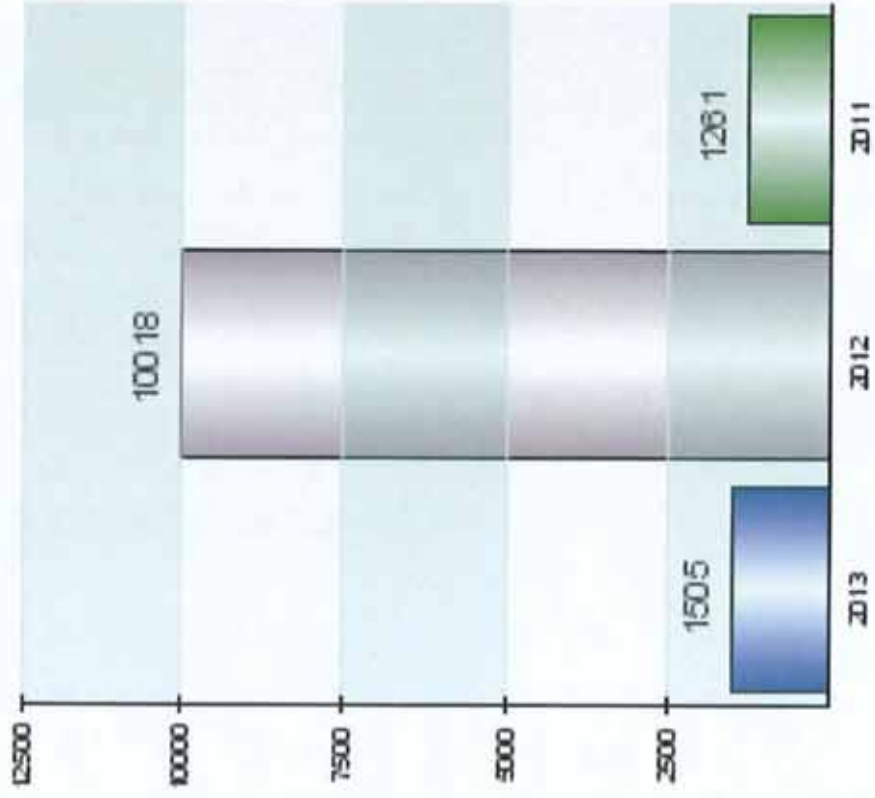


Tweed Shire Council (Lifeguards)

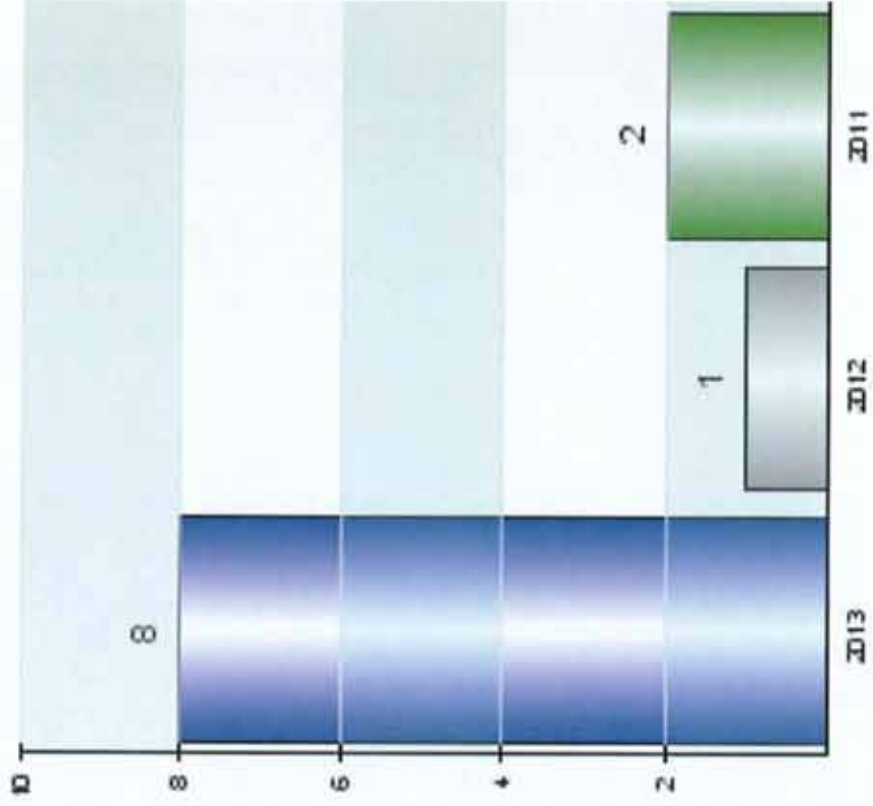
2013 Patrol Season Comparison Report

Pottsville North (Lifeguards)

Total Preventative Actions



Total Rescues



# Patrolled and/or Unpatrolled Stats Pottsville South (Lifeguards)

## Number of Rescues

Type/Times	Unknown	6.-8	8.-9	9.-10	10.-11	11.-12	12.-1	1.-2	2.-3	3.-4	4.-5	5.-7	Total
No Gear	0	0	0	0	0	0	0	0	1	0	0	0	1
Rescue Tube	0	0	0	0	0	0	0	0	0	0	0	0	0
Body Board	0	0	0	0	0	0	0	0	0	0	0	0	0
Rescue Board	0	0	0	0	0	0	0	2	2	0	0	0	4
IRB	0	0	0	0	0	0	0	0	0	0	0	0	0
RWC	0	0	0	0	0	0	0	0	0	0	0	0	0
ORB	0	0	0	0	0	0	0	0	0	0	0	0	0
RIB	0	0	0	0	0	0	0	0	0	0	0	0	0
JRB	0	0	0	0	0	0	0	0	0	0	0	0	0
Surfboat	0	0	0	0	0	0	0	0	0	0	0	0	0
Helicopter	0	0	0	0	0	0	0	0	0	0	0	0	0
Surfboard	0	0	0	0	0	0	0	0	0	0	0	0	0
Other	0	0	0	0	0	0	0	0	0	0	0	0	0
<b>Total</b>	<b>0</b>	<b>0</b>	<b>0</b>	<b>0</b>	<b>0</b>	<b>0</b>	<b>0</b>	<b>2</b>	<b>3</b>	<b>0</b>	<b>0</b>	<b>0</b>	<b>5</b>

Total Residents Rescued: 0  
 Total Non-Residents Rescued: 0

## Attendance

Times / Type	Swimmers	Swimmers Outside Flags	Craft	On Beach	Total
01:00	0	0	0	0	0
02:00	0	0	0	0	0
03:00	0	0	0	0	0
04:00	0	0	0	0	0
05:00	0	0	0	0	0
06:00	0	0	0	0	0
07:00	0	0	0	0	0
08:00	8	0	15	60	83
09:00	545	111	280	1297	2233
10:00	966	115	261	1614	2976

Times / Type	Swimmers	Swimmers Outside Flags	Craft	On Beach	Total
11:00	12	0	8	22	42
12:00	997	77	241	1630	2945
13:00	0	0	0	0	0
14:00	794	75	200	1421	2490
15:00	0	0	0	0	0
16:00	760	79	156	1375	2370
17:00	133	25	36	614	808
18:00	271	26	42	599	938
19:00	0	0	0	0	0
20:00	0	0	0	0	0
21:00	0	0	0	0	0
22:00	0	0	0	0	0
23:00	0	0	0	0	0
<b>Total</b>	<b>4506</b>	<b>508</b>	<b>1239</b>	<b>8632</b>	<b>14855</b>

### First Aid

Type Performed	Total
Drowning	0
Fractures/Dislocation	1
Heart Related	0
Major Marine Stings	0
Major Wounds	0
Minor Cuts/Abrasions	3
Minor Marine Stings	1
Other	0
Shock	0
Spinal	0
<b>Total</b>	<b>5</b>

### Preventative Actions

Type	Total
Beach Users Advised/Warned	556
Craft Users Advised/Warned	191
Lost Children	0

Type	Total
Preventions	0
Searches	0
Shark Alarm	0
Swimmers Advised/Warned	797
Warning Signs Erected	57
<b>Total</b>	<b>1601</b>

### Local Government Ordinances

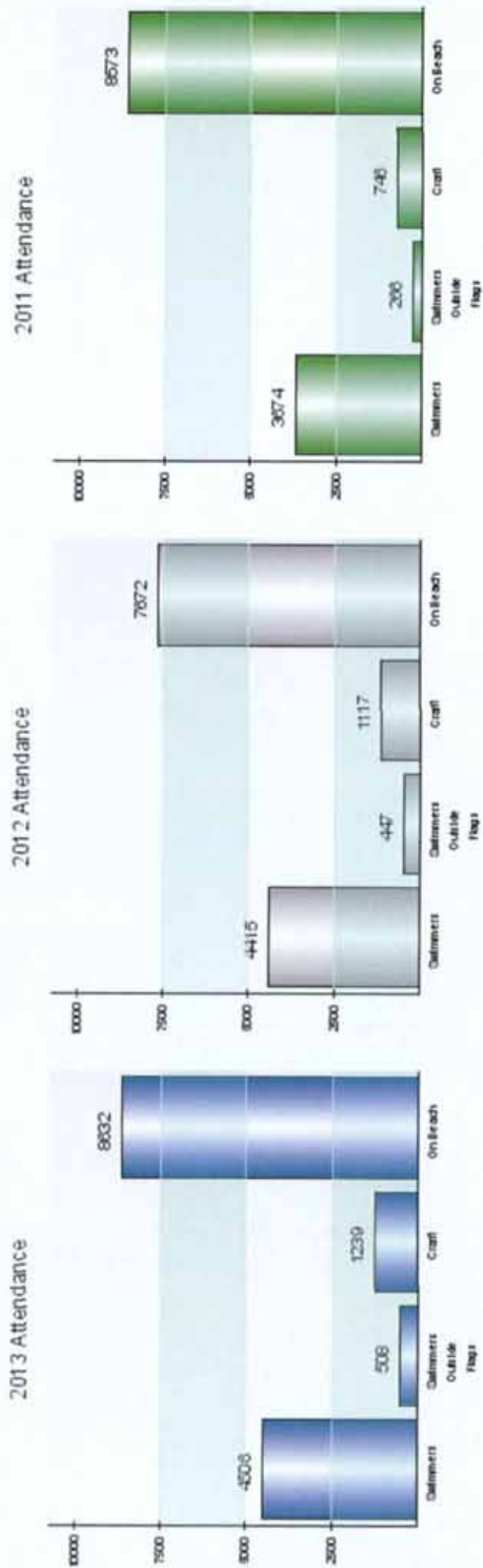
Local Government Ordinance Control / Miscellaneous Duties	Advised	Reported	Removed	Impounded	Total
Craft Riders	5	0	0	0	5
Dog/Animal Owners	0	0	0	0	0
Shark/Crocodile Alarms	0	0	0	0	0
Motor Vehicles/Bikes	0	0	0	0	0
PWC/Boats	0	0	0	0	0
Littering	0	0	3	-	3
Hazards/Glass	0	0	3	-	3
Stinger Net Interference	0	0	0	-	0
Inappropriate Behaviour	0	0	0	-	0
Public Relations	1393	0	0	-	1393
<b>Total</b>	<b>1398</b>	<b>0</b>	<b>6</b>	<b>0</b>	<b>1404</b>

Tweed Shire Council (Lifeguards)

2013 Patrol Season Comparison Report

Pottsville South (Lifeguards)

Attendance:



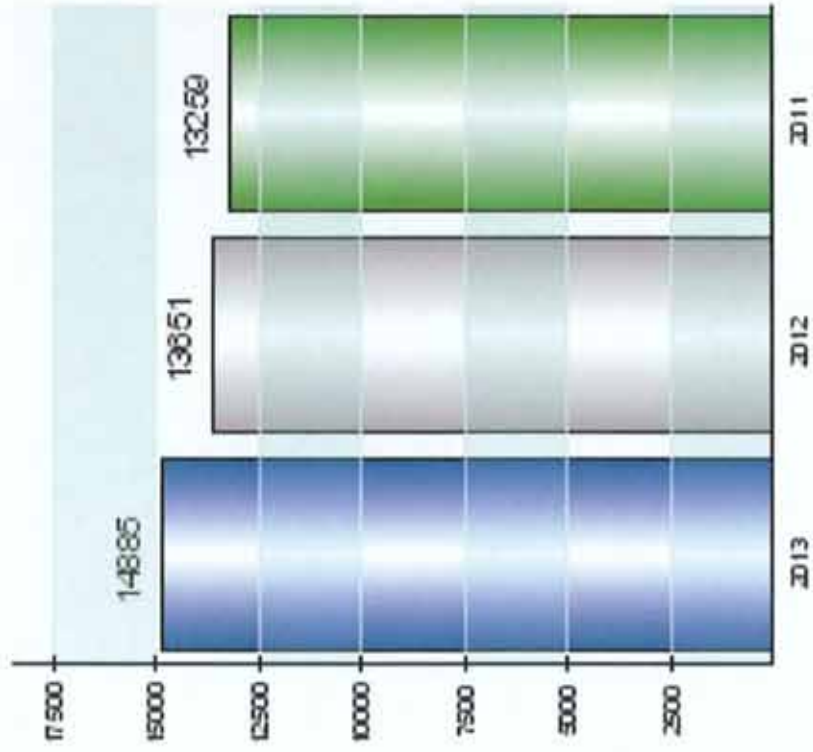
Tweed Shire Council (Lifeguards)

2013 Patrol Season Comparison Report

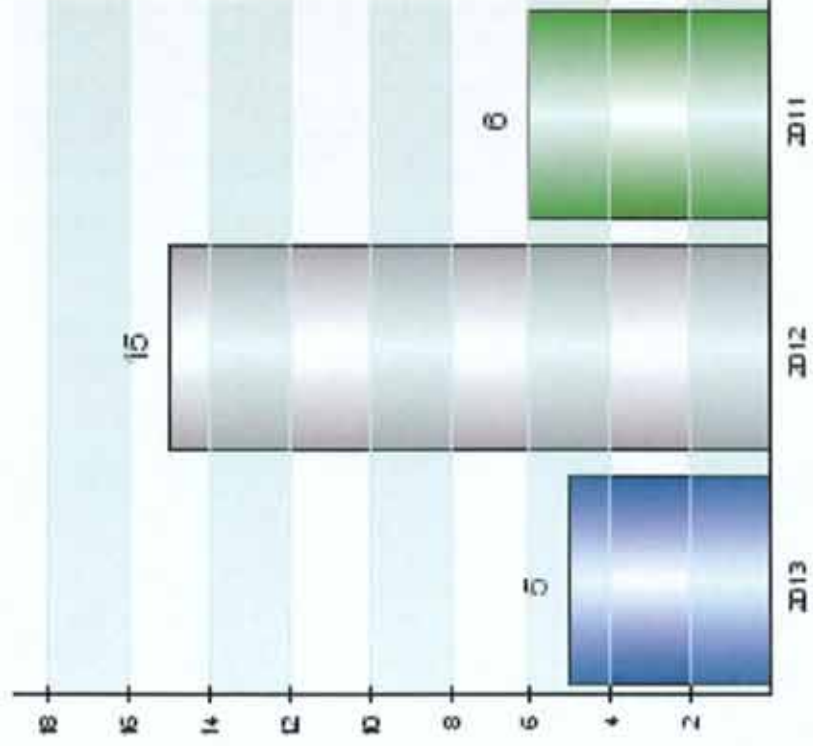
Pottsville South (Lifeguards)

Totals:

Total Attendance



Total First Aid

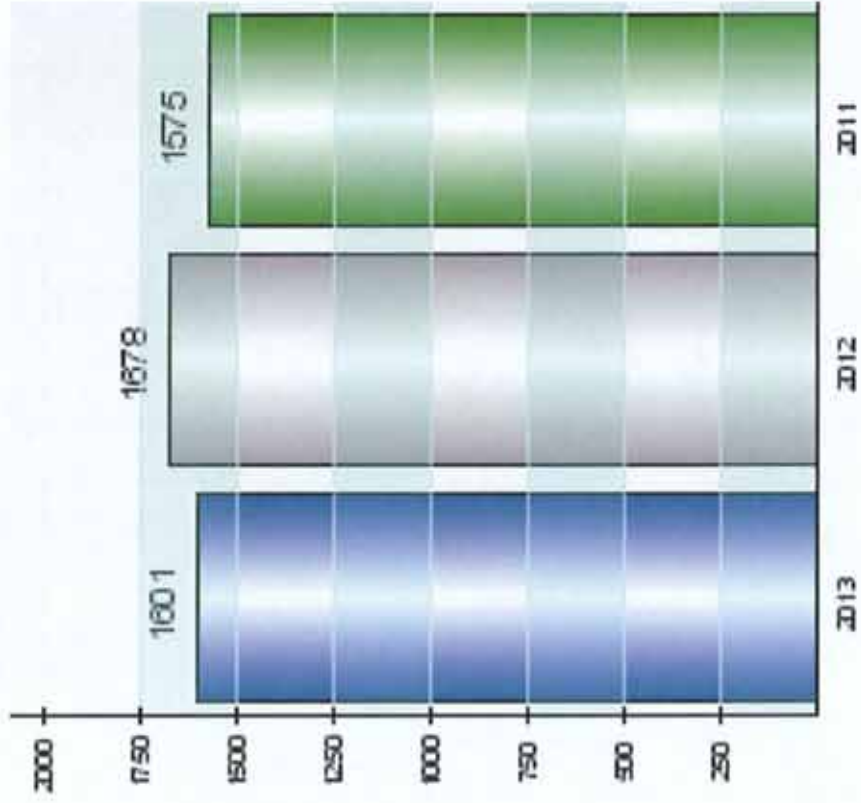


Tweed Shire Council (Lifeguards)

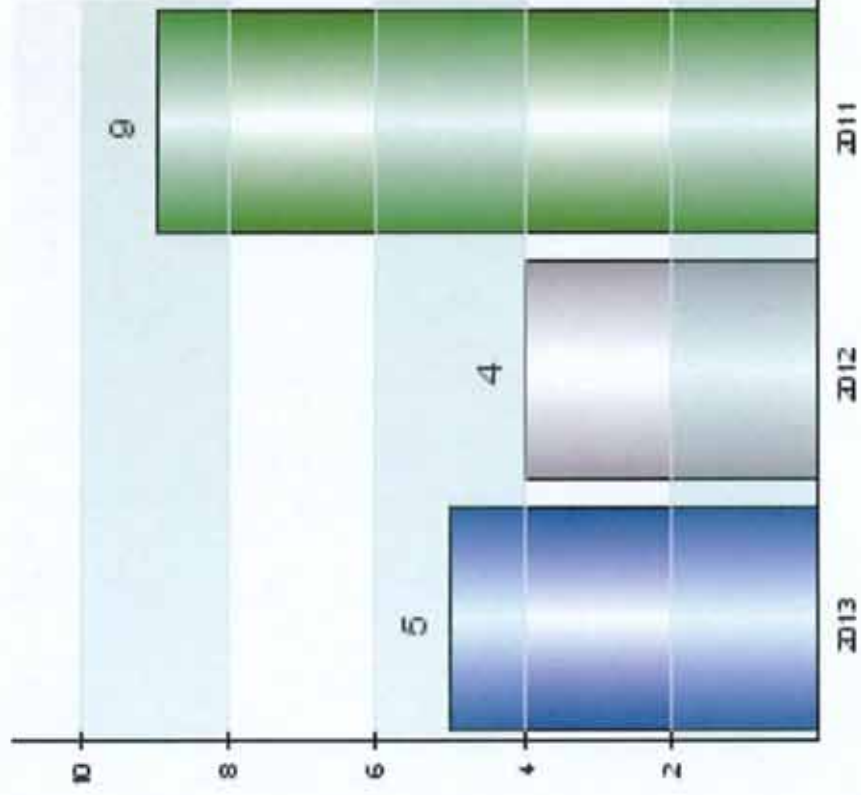
2013 Patrol Season Comparison Report

Pottsville South (Lifeguards)

Total Preventative Actions



Total Rescues







AUSTRALIAN

**LIFEGUARD**

SERVICE

**Surf Life Saving Services Pty Ltd (Trading as the Australian Lifeguard Service)**

3 Narabang Way | PO Box 307 | Belrose NSW 2085

T +61 2 9471 8000 | F +61 2 9471 8001

E [info@australianlifeguards.com.au](mailto:info@australianlifeguards.com.au) | [www.australianlifeguards.com.au](http://www.australianlifeguards.com.au)

ABN 80 055 582 762 | ACN 055 582 762