

ADDENDUM REPORTS FROM THE DIRECTOR TECHNOLOGY & CORPORATE SERVICES

a39 [TCS-CM] Monthly Investment Report for Period Ending 31 July 2009

ORIGIN:

Financial Services

SUMMARY OF REPORT:

The "Responsible Accounting Officer" must report monthly to Council, setting out details of all the funds Council has invested and certification has been made in accordance with Section 625 of the Local Government Act (1993), Cl. 212 of the Local Government (General) Regulations and Council policies.

Council had \$120,401,103 invested as at 31 July 2009 and the net return on these funds was \$387,337 or 2.68% annualised for the month.

RECOMMENDATION:

That in accordance with Section 625 of the Local Government Act 1993 the monthly investment report as at 31 July 2009 totalling \$120,401,103.23 be received and noted.

REPORT:

Report for Period Ending 31 July 2009

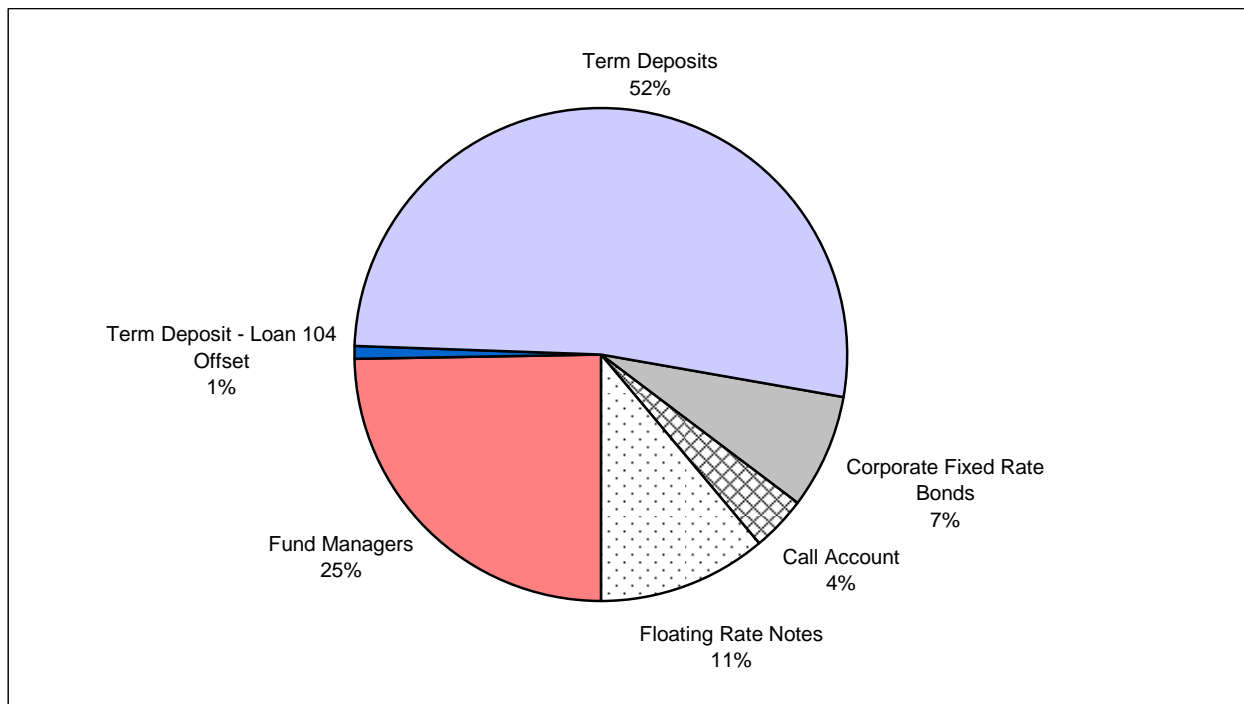
The "Responsible Accounting Officer" must report monthly to Council, setting out details of all the funds Council has invested and certification has been made in accordance with Section 625 of the Local Government Act (1993), Clause 212 of the Local Government (General) Regulations and Council policies.

1. RESTRICTED FUNDS AS AT 1 JULY 2009

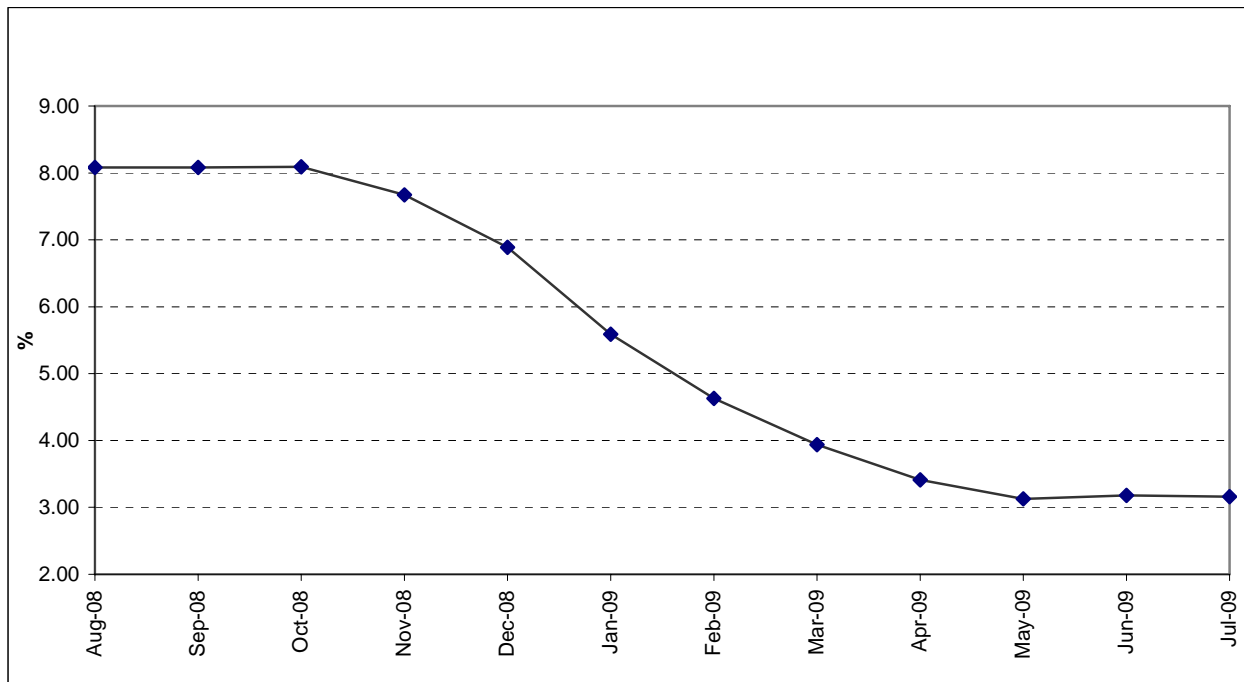
	(\$'000)			
Description	General Fund	Water Fund	Sewer Fund	Total
Externally Restricted	5,682	13,980	14,908	34,570
Crown Caravan Parks	8,732			8,732
Developer Contributions	29,739	19,559		49,298
Domestic Waste Management	8,644			8,644
Grants	3,997			3,997
Internally Restricted	13,816			13,816
Employee Leave Entitlements	3,078			3,078
Grants	307			307
Unexpended Loans	8,960			8,960
Total	82,955	33,539	14,908	131,402

Note: Restricted Funds Summary to be updated September 2009

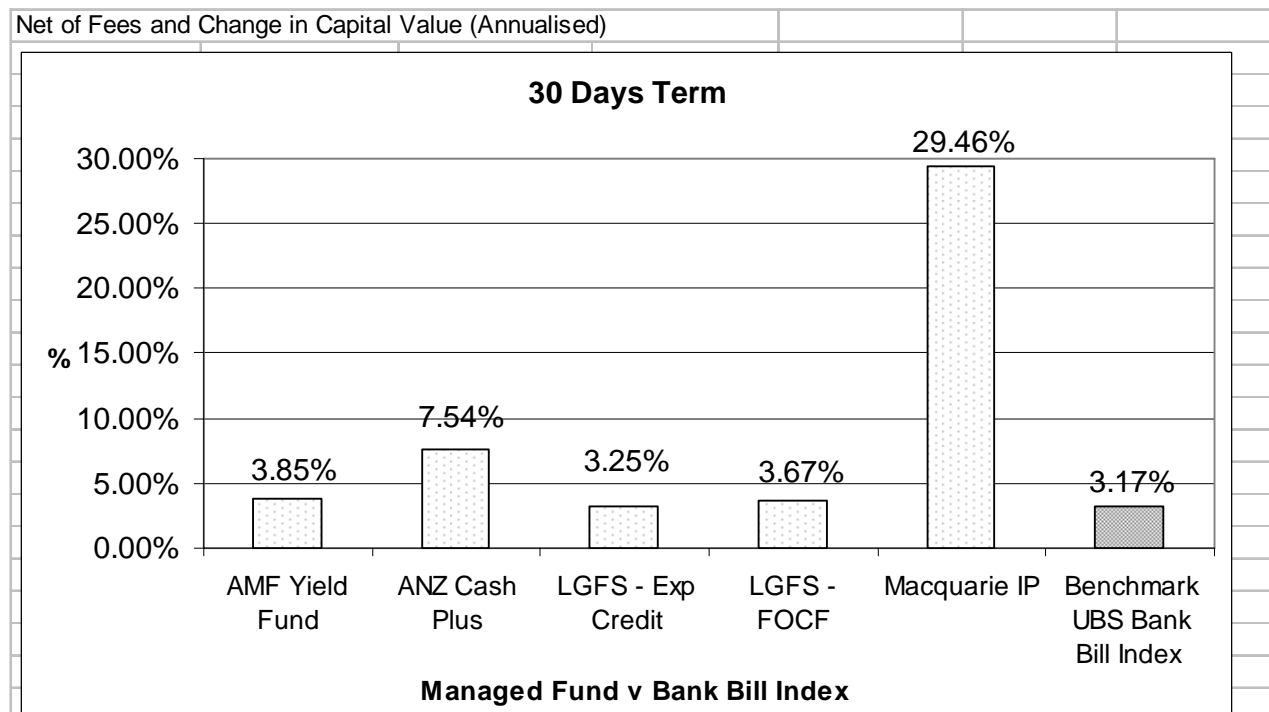
2. CURRENT INVESTMENT PORTFOLIO BY CATEGORY



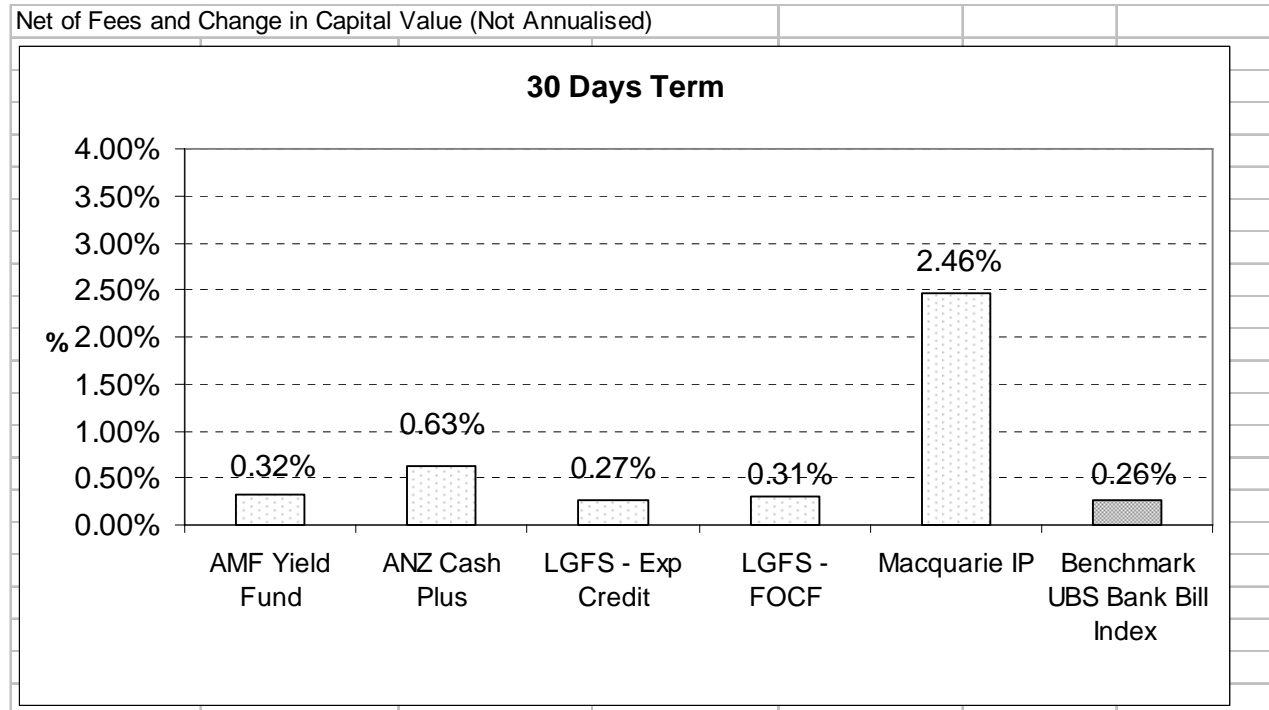
3. INVESTMENT RATES - 90 DAY BANK BILL RATE (%)



4. FUNDS MANAGERS PERFORMANCE FOR MONTH - NET OF FEES (ANNUALISED)



5. FUNDS MANAGERS PERFORMANCE FOR MONTH - NET OF FEES (NOT ANNUALISED)



6. FUND MANAGERS - DETAILED INFORMATION

Fund	Credit Rating	Percentage of Total Fund Managers Current Month	Fund Managers Balance end of Previous month	Fund Managers Balance end of Current month	Distribution for Month/Quarter	Coupon Paid
AMF Yield Fund	AAA	3.73%	\$1,100,668	\$1,104,174	\$3,506	Monthly
ANZ Cash Plus	AA	2.98%	\$878,134	\$883,572	\$5,439	monthly
LGFS - Enhanced Cash	n/a	18.79%	\$5,552,291	\$5,567,374	\$8,004	Quarterly
LGFS - FOCF	AA-	38.33%	\$11,321,181	\$11,355,855	\$34,675	Monthly
Macquarie IP	A	36.17%	\$10,483,907	\$10,716,383	\$0	Quarterly
Total		100%	\$29,336,181	\$29,627,359	\$51,622	

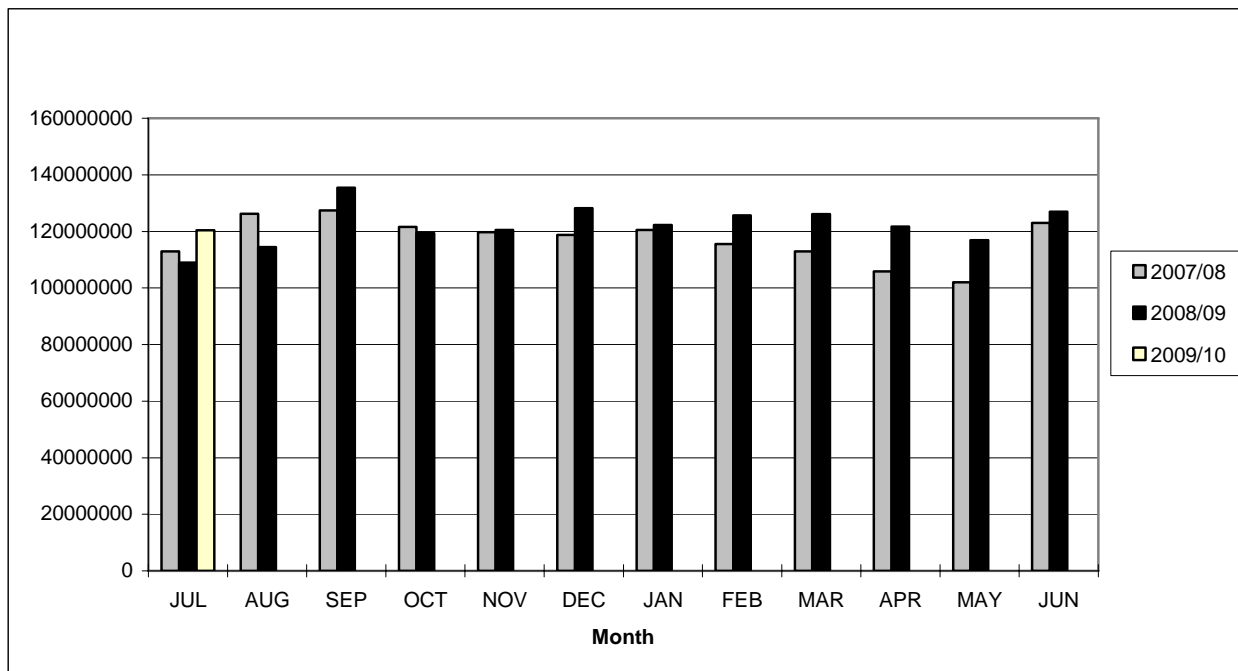
7. DIRECT SECURITIES

Investment Type	Final Maturity	Counterparty/ Product Name	Face Value	Market Value	% Return on Face Value	Credit Rating
Bond	22/01/2018	Merrill Lynch Zero Coupon Bond	2,000,000.00	2,160,000.00	7.18	AA
Bond	08/11/2011	ANZ	1,000,000.00	1,036,930.00	5.15	AA
Bond	22/04/2013	ANZ	1,000,000.00	1,085,970.00	8.65	AA
Bond	02/12/2010	Bank of Queensland	1,500,000.00	1,505,340.00	5.55	BBB+
Bond	02/12/2010	Bank of Queensland	1,000,000.00	1,003,560.00	6.00	BBB+
Bond	24/09/2012	Westpac	1,000,000.00	1,054,380.00	4.90	AA
Bond	24/09/2012	Westpac	1,000,000.00	1,054,380.00	5.15	AA
FRN	17/08/2010	ANZ	1,000,000.00	974,975.00	3.40	AA
FRN	20/07/2010	CBA	1,000,000.00	990,124.91	3.38	AA
FRN	21/01/2011	CBA	1,000,000.00	996,967.86	3.60	AA
FRN	21/01/2011	CBA	2,000,000.00	1,993,935.72	3.60	AA
FRN	17/04/2012	CBA	1,000,000.00	1,007,871.40	4.90	AA
FRN	23/11/2012	Deutsche Bank	1,000,000.00	845,972.00	4.14	A+
FRN	24/01/2011	Macquarie/HSBC	2,000,000.00	1,853,602.15	3.71	A
FRN	08/03/2012	Members Equity	2,000,000.00	1,708,020.00	4.29	BBB-
FRN	26/11/2010	NAB	2,000,000.00	2,006,645.60	3.56	AA
FRN	22/07/2010	Westpac	1,000,000.00	984,820.00	4.09	AA
ABS = Asset Backed Security		Total	24,500,000.00	22,263,494.64	4.78	
Bond = Fixed Rate Bond						
CDO = Collateralised Debt Obligation						
FRN = Floating Rate Note						

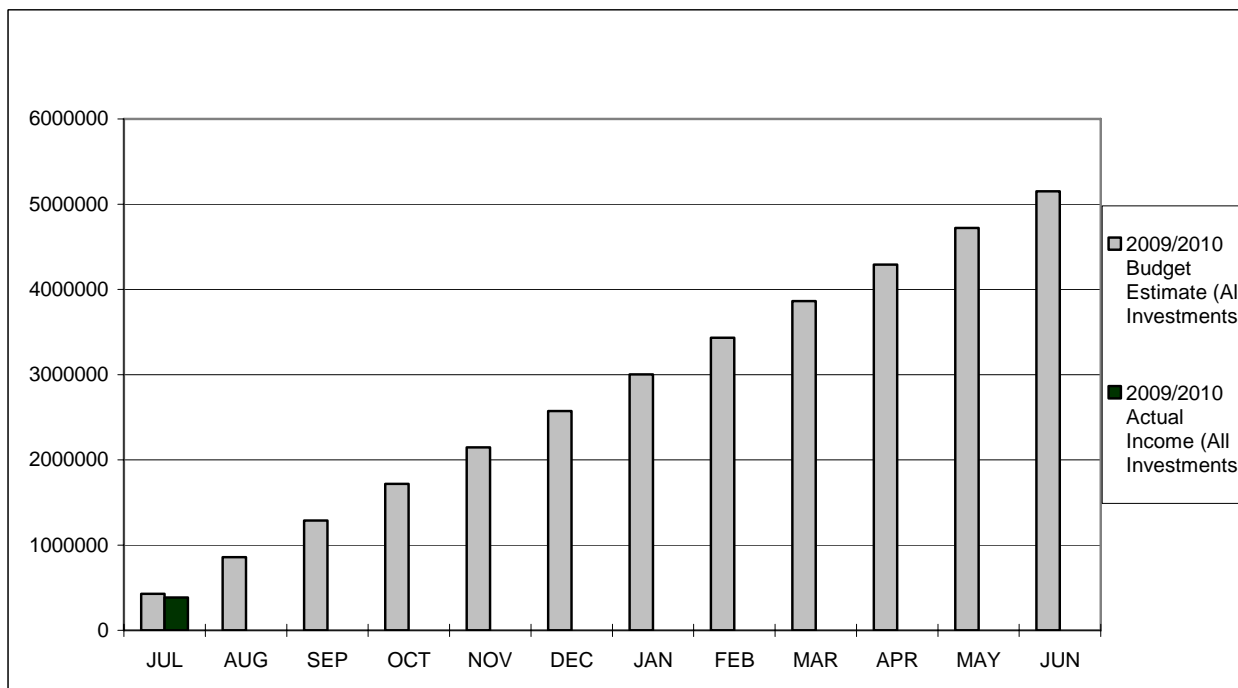
8. TERM DEPOSITS

Lodged or Rolled	DUE	Counterparty	PRINCIPAL	TERM	% Yield	INCOME RECEIVABLE ON MATURITY
05-May-09	05-Aug-09	National Australia Bank	2,000,000.00	90	4.090	20,169.86
01-Jul-09	22-Sep-09	Suncorp Metway	4,000,000.00	83	4.370	39,749.04
07-Jul-09	06-Oct-09	Heritage Building Society	1,000,000.00	91	4.450	11,094.52
09-Jun-09	07-Oct-09	Suncorp Metway	1,000,000.00	120	4.450	14,630.14
13-Jul-09	12-Oct-09	LGFS	2,000,000.00	91	3.820	19,047.67
01-Jul-09	13-Oct-09	Westpac Bank	4,000,000.00	104	4.450	50,717.81
22-Jul-09	20-Oct-09	Westpac Bank	4,000,000.00	90	4.440	43,791.78
28-Apr-09	28-Oct-09	CBA	910,250.00	183	5.865	26,766.21
08-Jul-09	10-Nov-09	ANZ	2,000,000.00	125	4.200	28,767.12
10-Jun-09	15-Dec-09	Bank of Queensland	1,000,000.00	188	4.550	23,435.62
01-Jul-09	21-Dec-09	Westpac Bank	5,000,000.00	173	4.570	108,302.74
27-May-09	27-May-10	ANZ	2,000,000.00	365	4.450	89,000.00
07-Jul-09	05-Oct-10	Members Equity Bank	1,000,000.00	182	4.600	22,936.99
17-Feb-09	16-Feb-11	Elders Rural Bank	1,000,000.00	729	4.620	92,273.42
17-Feb-09	17-Feb-11	Adelaide Bendigo Bank	2,000,000.00	730	4.700	188,000.00
12-Nov-08	16-Nov-11	Investec Bank	1,000,000.00	1099	6.880	207,153.97
05-Feb-09	05-Aug-09	Bank of Queensland	3,000,000.00	180	4.900	72,493.15
11-Mar-09	11-Aug-09	Adelaide/Bendigo Bank	2,000,000.00	153	4.250	35,630.14
27-May-09	25-Aug-09	Bank of Queensland	3,000,000.00	90	4.250	31,438.36
27-May-09	25-Aug-09	IMB	1,000,000.00	90	4.500	11,095.89
27-May-09	01-Sep-09	Bankwest	1,000,000.00	97	4.250	11,294.52
01-Apr-09	25-Sep-09	Bank of Queensland	2,000,000.00	177	4.500	43,643.84
02-Apr-08	01-Apr-11	Suncorp Metway	3,000,000.00	1095	8.300	747,000.00
28-May-09	30-May-11	LGFS	5,000,000.00	730	4.180	418,000.00
12-Nov-08	11-Nov-11	Suncorp Metway	4,000,000.00	1094	6.880	824,846.03
19-May-09	18-Nov-11	IMB	1,000,000.00	912	4.360	108,940.27
29-Jul-09	19-Jan-10	Westpac	4,000,000.00	174	4.600	87,715.07
29-Jul-09	27-Oct-09	Westpac	1,000,000.00	90	4.440	10,947.95
			63,910,250.00		4.783	

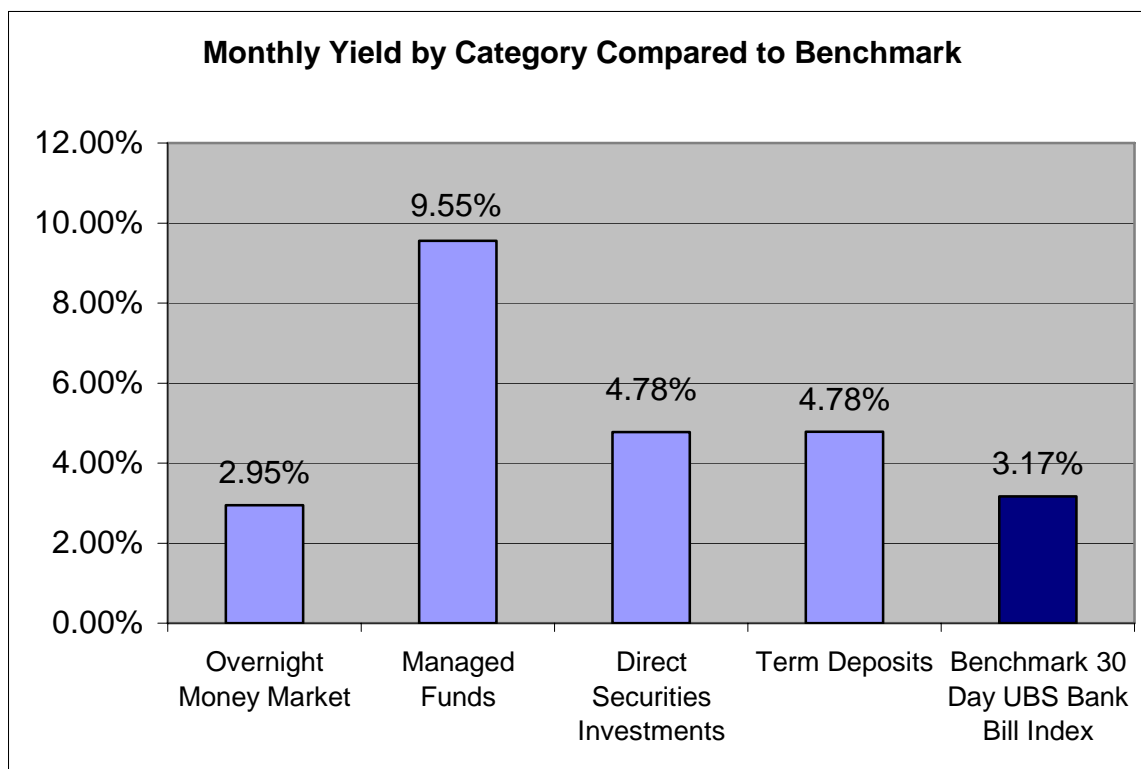
9. MONTHLY COMPARISON OF TOTAL FUNDS INVESTED



10. TOTAL PORTFOLIO INCOME YEAR TO DATE



Note: From August 2008 includes net managed funds distributions, term deposit accrued interest & direct security accrued coupons



11. PERFORMANCE BY CATEGORY

Category	Face Value	Market Value	Average Yield	Above/(Below) 30 day BBSW Benchmark
Overnight Money Market	\$4,600,000.00	\$4,600,000.00	2.95%	-0.22%
Managed Funds	\$29,627,358.59	\$29,627,358.59	9.55%	6.38%
Direct Securities Investments	\$24,500,000.00	\$22,263,494.64	4.78%	1.61%
Term Deposits	\$63,910,250.00	\$63,910,250.00	4.78%	1.61%
Benchmark 30 Day UBS Bank Bill Index	\$122,637,608.59	\$120,401,103.23	3.17%	

12. ECONOMIC COMMENTARY

Global Economy

The International Monetary Fund (IMF) now believes the global economic rebound next year will be stronger than it forecast in April as the financial system stabilises and the pace of economic contraction in the US and Japan moderates. The world economy is expected to expand 2.5% in 2010, compared with the previous forecast of 1.9% growth. These predictions may prove too optimistic and it will be interesting to review the IMF predictions at the end of 2010.

The US economy is showing tentative signs of stabilisation and the decline in housing activity appears to have moderated, according to US Reserve Bank Chairman Ben Bernanke. The worst US economic slump since the Great Depression abated in the June 2009 quarter as government spending programs stimulated the economy. The US unemployment rate reached 9.5% in June.

Domestic Economy

The Reserve Bank of Australia (RBA) left interest rates unchanged at 3% pa at its 4 August meeting, citing further "stabilisation in global financial markets and an improved economic outlook."

"The Board's judgement is that the present accommodative setting of monetary policy is appropriate given the economy's circumstances" (source: Governor Glenn Stevens Reserve Bank of Australia).

The RBA's signalled the cash rate easing bias may soon switch to a neutral or tightening bias as revived consumer credit expansion and overheated housing markets raise concerns.

Australian banks commenced a "defacto" interest rate tightening cycle by not fully passing on RBA cash rate cuts earlier in 2009. The banks continue to ration credit to the business sector in anticipation of rising loan defaults and insolvencies.

Council's Investment Portfolio Performance

Council's Investment Portfolio out-performed the 3.17% 30 day UBS bank bill index during July. Coincidentally, bonds and term deposits provided the same 4.78% average return for the month. Managed funds returned on average 9.55% for the month after posting negative returns earlier in 2009, highlighting the current volatile nature of managed fund investments.

Historically, Council's Investment Portfolio starts each financial year with a reduced overall balance, then builds as excess rate income and developer contributions are invested throughout the year. This may not be the case during the 2009/10 financial year as Council's income from all sources is expected to reduce while loan repayments increase.

An indication of Portfolio performance is provided by totalling investment income for the month and disregarding changes in capital values. Council had \$120,401,103 invested as at 31 July, 2009 and the accrued net return on these funds was \$387,337 or 2.68% annualised for the month.

Source: Oakvale Capital Limited

13. INVESTMENT SUMMARY AS AT 30 APRIL 2009

GENERAL FUND			
	COLLATERISED DEBT OBLIGATION		0.00
	COMMERCIAL PAPER		0.00
	CORPORATE FIXED RATE BONDS	\$8,900,560.00	
	FLOATING RATE NOTES	\$13,362,934.64	
	ASSET BACKED SECURITIES		0.00
	FUND MANAGERS	5,139,113.87	
	TERM DEPOSIT - LOAN 104 OFFSET	910,250.00	
	TERM DEPOSITS	33,000,000.00	
	CALL ACCOUNT	4,600,000.00	65,912,858.51
WATER FUND			
	TERM DEPOSITS	25,000,000.00	
	FUND MANAGERS	21,929,039.97	46,929,039.97
SEWERAGE FUND			
	TERM DEPOSITS	5,000,000.00	
	FUND MANAGERS	2,559,204.75	7,559,204.75
	TOTAL INVESTMENTS		120,401,103.23

It should be noted that the General Funds investments of \$65 million are not available to be used for general purpose expenditure. It is virtually all restricted by legislation and council resolution for such purposes as unexpended loans, developer contributions, unexpended grants and various specific purpose reserves such as domestic waste, land development and employee leave entitlements.

All Water and Sewerage Fund investments can only be expended in accordance with Government regulation and Council resolution.

Statutory Statement - Local Government (General) Regulation 2005 Clause 212

I certify that Council's investments have been made in accordance with the Local Government Act 1993, the Local Government (General) Regulations and Council's investment policies.



**Chief Financial Officer
(Responsible Accounting Officer)**

LEGAL/RESOURCE/FINANCIAL IMPLICATIONS:

Nil.

POLICY IMPLICATIONS:

Nil.

UNDER SEPARATE COVER/FURTHER INFORMATION:

*To view any "**non confidential**" attachments listed below, access the meetings link on Council's website www.tweed.nsw.gov.au or visit Council's offices at Tweed Heads or Murwillumbah (from Friday the week before the meeting) or Council's libraries (from Monday the week of the meeting).*

Nil.

THIS
PAGE
IS
BLANK

THIS
PAGE
IS
BLANK

b39 [TCS-CM] Corporate Quarterly Report - April to June 2009 Incorporating the 7 Year Infrastructure & Services Plan

ORIGIN:

Corporate Governance

SUMMARY OF REPORT:

The Corporate Quarterly Report for the period 1 April to 30 June 2009 is presented for consideration by Council.

This report details the progress for the period 1 April to 30 June 2009 on activities identified to be undertaken during 2008-2009 in the 2008-2011 Management Plan including progress on the 7 Year Infrastructure & Services Plan.

RECOMMENDATION:

That Council receives and notes the Corporate Quarterly Report including progress on the 7 Year Infrastructure & Services Plan for the period 1 April to 30 June 2009.

REPORT:

Tweed Shire Council Corporate Quarterly Report for Apr - June 2009



	Cost Centre	Measure	Target	July - Sept	Oct - Dec	Jan - Mar	Apr - June	Total	Comments
Social Action Plan									
Community & Natural Resources									
Manager Community & Cultural Services									
Workshops held by the Regional Art Gallery	C008	number	15	9	7	21	7	44	
Cultural Development projects delivered	C008	number	7	1	3	2	3	9	
Exhibitions held by the Regional Art Gallery	C008	number	25	11	8	7	11	37	
Museum projects delivered	C010	number	10	2	4	2	2	10	
Clients aided by Community Options	C012	number	810	250	352	213	264	1,079	
Projects, events, activities for Seniors facilitated by Council	C012	number	12	3	3	4	2	12	
Disability projects delivered	C012	number	16	5	7	2	3	17	
Youth projects delivered	C012	number	24	4	10	6	10	30	
Festivals and events held to promote the Shire	C031	number	25	12	13	6	11	42	
Aboriginal Development projects delivered	C012	number	5	5	4	4	4	17	
Visitors to the Regional Art Gallery	C008	number	50,000	14,597	13,128	14,656	15,089	57,470	
Library projects delivered	C009	number	4	7	3	3	5	18	
School holiday activities facilitated by Council	C012	number	20	3	8	8	4	23	
Engineering & Operations									
Manager Recreation Services									
Local recreation capital works completed on time in budget	C027	%	100%	10	30	50	10	100	Capital works projects not all completed, but on time and budget. Projects scheduled for completion September 2009
Requests for parks maintenance	C027	number	n/a	38	57	35	22	152	
Swimming pool attendance	C022	number	n/a	4,070	20,359	45,283	16,365	86,097	
Short-term filming licenses issued	A029	number	n/a	4	4	1	1	10	

Cost Centre	Measure	Target	July -	Oct -	Jan -	Apr -	Total	Comments
			Sept	Dec	Mar	June		
Economic Action Plan								
Business & Economic Development								
Manager Business & Economic Development								
D001	Construction Certificates approved for Commercial Development	n/a	16	8	4	5	33	
A009	Rateable business properties	n/a	1,693	0	0	0	1,693	
Environmental Action Plan: Natural Environment								
Community & Natural Resources								
Coordinator Natural Resource Management								
C016	Total area of coastal vegetation under management	100 ha	80	80	105	25	290	
E021	Estuary foreshore projects commenced	4	2	1	0	1	4	
E021	River Health Grants for Catchment Management	20	8	3	4	3	18	
E021	Upper sub catchment Management Plans commenced	2	0	0	0	0	0	Other projects higher priority
C018	Water quality monitoring and reporting	100%	25	25	25	25	100	EHMP to be released in August 09
E020	Kingscliff foreshore EIS approved	100%	40	20	10	10	80	
E013	Drain improvement projects delivered	3	4	1	1	2	8	
E016	Biodiversity projects - planning and others commenced	8	8	0	0	1	9	
E016	Trapping control program for Indian Myna	300	60	817	789	789	2,455	
E016	Biodiversity projects - on ground commenced	6	4	4	2	0	10	
E020	NRCMA CSO project delivered	100%	10	30	30	30	100	
C018	Water consumption reports for all Council accounts delivered	2	0	1	0	1	2	
C018	Urban Sustainability Project delivered	30%	2	4	4	4	14	
E020	Duranbah Beach and environmental management (planning phase completed)	100%	5	5	5	10	25	
C018	Energy consumption reports for all Council accounts delivered	4	1	1	1	1	4	

Cost Centre	Measure	Target	July -		Oct -		Jan -		Apr -		Total	Comments
			Sept	Dec	Mar	June						
Environmental Action Plan: Built Environment												
Community & Natural Resources												
Manager Water												
S003	Annual sewer overflows	<30									53	2007/2008 Total.
W006	Annual average residential water consumption per connected assessment	<200									201	2007/2008.
S003	Annual reused effluent	10%									4	2007/2008 Total.
Waste Manager												
G002	Kilograms of recycling per capita	<140	22	21	21	21	22	22	22	22	86	
G001	Tonnes of green waste reprocessed	n/a	1,589	1,997	2,735	1,670	1,670	1,670	1,670	7,991		
G001	Litres of leachate reprocessed	n/a	0	0	0	0	0	0	0	0	0	This was a trial project which was not successful. No longer in operation.
G002	Environmental education initiatives and events conducted	n/a	20	18	14	14	25	25	25	77		
G002	Average domestic waste recycled	25	38	32	31	31	36	36	36	34		

Cost Centre	Measure	Target	July - Sept	Oct - Dec	Jan - Mar	Apr - June	Total	Comments
Environmental Action Plan: Built Environment								
Planning & Regulation								
Coordinator Planning Reforms								
D002	Strategic Land Use and Locality Plans adopted by Council	3	0	0	1	0	1	Tweed Urban and Employment Lands Release Strategy was adopted by Council on 17 March 2009.
Manager Building & Environmental Health								
D001	Quarterly on-site sewage management systems inspected	100	152	134	179	124	124	
C019	Building Certificates issued	n/a	22	21	35	46	124	
C019	Construction Certificates approved	n/a	134	74	66	76	350	
C019	Complying Development applications approved	n/a	18	20	13	15	66	
C019	Development Applications approved	n/a	136	156	138	197	627	
C019	Mandatory critical building inspections carried out within 48 hrs of request	100%	100	100	100	100	100	
C019	Average processing time for s68 Approvals, Sewer / Water	n/a	7	7	7	7	7	
C019	Average processing time to approve Complying Development application	<10	7	4	8	7	7	
C019	Average processing time to determine a Construction Certificate	<15	5	3	4	2	4	
C019	Average processing time to approve a building development applications	<40	38	35	38	17	32	
C025	Food shops inspections	600	21	168	227	149	565	
D001	On-site sewerage management systems failures as a % of total systems inspected	n/a	3	7	4	7	5	
C019	Number of Development Applications received in the period	n/a	136	131	134	198	599	
Manager Development Assessment								
D001	Number of DA's received in the period	n/a	113	85	79	99	376	
D001	Average turnaround time to process DA's	60	70	93	69	75	307	
D001	Quarterly DA's approved as a % of total DA's determined	n/a	97	91	93	93	374	
D001	Development Applications (DA's) approved	n/a	110	99	97	98	404	
D001	s149 Certificates issued	n/a	789	749	778	1,123	3,439	

	Cost Centre	Measure	Target	July - Sept	Oct - Dec	Jan - Mar	Apr - June	Total	Comments
Infrastructure Action Plan									
Community & Natural Resources									
Manager Water									
	W005	Total volume of raw water extracted	10250 ml					9,429	2007/2008 Total.
	W001	Percentage of time water restrictions apply	<5%					0	2007/2008 Total.
	S003	Total volume of sewerage treated	7500 ml					7,892	2007/2008 Total.
	W007	Moderate water supply public health incidents reported	0 number					0	2007/2008 Total.
	W007	Moderate water supply environmental incidents reported	0 number					0	2007/2008 Total.
	S005	Moderate sewerage public health incidents reported	0 number					0	2007/2008 Total.
	S005	Moderate sewerage environmental incidents reported	0 number					4	2007/2008 Total (odour).
	W005	Treated water to 1996 NHMRC & ARMCANZ Aust. drinking guidelines	100%					99	2007/2008 Total.
	W006	Water complaints per 1,000 connections	<10 number					1	2007/2008 Total.
	W004	Unaccounted for lost water	<15%					15	2007/2008 Total.
	W006	Duration of unplanned water interruptions	95%<5hrs					99	2007/2008 Total.
	W006	Duration of programmed water interruptions	95%<12hrs					100	2007/2008 Total.
	W005	Total volume of treated water supplied	9600 ml					8,836	2007/2008 Total.
	W007	Average residential water bill	\$318 (06/07)					342	2007/2008 (Access Charge \$95 + 201 KL @ \$1.23).
	W006	Number of connected water meters	400 number					317	2007/2008 Total.
	W004	Water mains failures per 100 kms of mains	<10 number					10	2007/2008 Total.
	W006	Service connections failures per 1,000 connections	<25 number					21	2007/2008 Total.
	S003	Quality of effluent meeting DEC (EPA) 90 percentile licence limits	100%					95	2007/2008 Total (6 of 8 plants fully compliant).
	S001	Dry weather sewer overflows to waterways per 100 kms	<10 number					11	2007/2008 Total.
	S002	Odour complaints per 1,000 connections	<1 number					1	2007/2008 Total.
	S001	Duration of unplanned sewer service interruptions	95%<8hrs					99	2007/2008 Total.
	S001	Duration of programmed sewer service interruptions	95%<12hrs					100	2007/2008 Total.
	S001	Sewer rising mains breaks per 100 kms	<10 number					2	2007/2008 Total.
	S001	Confirmed sewer chokes per 100 kms	<40 number					13	2007/2008 Total.
	S005	Average residential sewer bill	\$473(06/07)					492	2007/2008 (Sewerage Access Charge).
	W006	Frequency of unplanned water interruptions per 1,000 connections	<50 number					31	2007/2008 Total.

	Cost Centre	Measure	Target	July -		Oct -		Jan -		Apr -		Total	Comments
				Sept	Dec	Mar	June						
Infrastructure Action Plan													
Engineering & Operations													
Manager Works													
	E009	kms	20	4	1	11	11	11	11	11	11	27	
Roads resheeted (all programmes)													
	E009	metres	350	104	5	39	77	77	77	77	77	225	
Kerb and gutter renewed (all programmes)													
	E009	kms	50	21	14	20	21	21	21	21	21	76	Asphalt resurfacing program to be completed July 09
Roads resurfaced (all programmes)													
	E010	kms	350	37	31	28	60	60	60	60	60	156	
Unsealed roads graded													
Senior Planning & Infrastructure Engineer													
	E004	metres	1,000	80	360	884	561	561	561	561	561	1,885	
New footpaths constructed													
	E014	metres	800	287	0	0	0	0	0	0	0	287	
New cycleways constructed													
	E014	number	200	0	0	0	0	0	0	0	0	0	Awaiting resolution of signage tender. 73 J-poles installed
Signage in bus shelters renewed													
	E010	number	9	7	0	6	0	0	0	0	0	13	
New bus shelters constructed													
	E022	number	>30	20	17	5	10	10	10	10	10	52	
Maintenance and repair of floodgates													
	E004	number	>10	6	0	0	6	6	6	6	6	12	
Street lights upgrades													

	Cost Centre	Measure	Target	July - Sept	Oct - Dec	Jan - Mar	Apr - June	Total	Comments
Governance Action Plan									
Technology & Corporate Services									
Chief Information Officer									
	A004	Visitors to Councils Internet Web Site	n/a	40,000	42,000	44,000	46,500	172,500	
	A004	Core business systems availability	99%	99	98	99	99	99	Power outages 1st and 3rd January 2009.
Corporate Compliance Officer									
	A029	Formal complaints received	n/a	18	26	21	12	77	1 not actioned for Q.3, 3 not actioned for Q.4.
	A029	Freedom of information requests received	n/a	2	1	1	3	7	
	A029	Completion of the annual Audit Plan	12	3	0	0	4	7	0 audits conducted for Q.2. & Q.3 Officer resigned. Replacement Officer commenced 27 April.
Manager Risk & Human Resources									
	A007	Full time employees	n/a	661	661	665	665	665	
	A007	Lost time injury	n/a	16	11	18	9	54	
	A007	Workers compensation claims	n/a	23	16	22	24	85	
	A007	Reported incidents	n/a	50	38	51	43	182	
	A007	Average duration rate of lost time injury	n/a	10	10	9	10	9	
Human Resource Action Plan									
Technology & Corporate Services									
Manager Risk & Human Resources									
		Number of employees per 1000 population	n/a	8	8	8	8	8	665/84325
		Average time taken to fill an advertised job vacancy	n/a	37	45	41	54	44	
		Number of job vacancies re-advertised	n/a	2	1	3	1	7	
Equal Employment Opportunity Action Plan									
Technology & Corporate Services									
Manager Risk & Human Resources									
	A007	EEO complaints substantiated	n/a	0	0	1	1	2	
	A007	EEO complaints received	n/a	0	0	1	1	2	
	A007	% of females employed to total equivalent full time staff	n/a	25	26	26	26	26	175/665
	A007	% of males employed to total equivalent full time staff	n/a	75	74	74	74	74	501/665

Tweed Shire Council 7 Year Infrastructure and Services Plan Progress Report for Apr - June 2009



Project Name	Planned Works	Responsible Officer	Funds Source	Allocated Funds	Expenditure	Current Status	Next Action
Business and Economic Development							
Economic Marketing & Promotion	Contribution to TEDC Projects.	R Adams	70,000 Rev	\$ 70,000	\$ 73,896	Funding to TEDC to undertake economic development projects identified in the Economic Growth Management Strategy.	Four payments made in quarterly instalments. Marketing Strategy provided. Contributions increased with CPI as per agreement.
Corporate Planning Unit	Develop a Business Plan.	R Adams	89526 Rev	\$ 89,526	\$ 64,709	Employment costs for Economic, Corporate Planner and Consultancy Fees for Council 10-Year Business Plan.	Planner employed. Business Plan completed May 2008.
Economic Development Support	Council's Internal Economic Development Projects.	R Adams	71,000 Rev	\$ 71,000	\$ 2,178	Undertake various economic development projects as endorsed by the General Manager.	Council endorsed contribution to Murwillumbah CCTV. Remainder (\$8,822) proposed to applied to upgrade of M'bah World Heritage Rainforest Centre in 09/10.
Kingscliff Visitors Information Centre	Develop and operate a Visitor Info. Centre at Kingscliff.	R Adams	25,000 Rev	\$ 25,000	\$ 25,000	Kingscliff VIC commenced operations on 15/12/2006.	Four quarterly instalments paid.
Economic Marketing & Promotion - Tourism	Tweed Tourism Support.	R Adams	120,000 Rev	\$ 120,000	\$ 120,000	Funding to Tweed Tourism to undertake tourism marketing and promotion of Tweed.	Four payments made in quarterly instalments. Administrators have approved Tweed Tourism Marketing Plan.
Upgrade Saleyards	Allowance for maintenance of pens, races and other saleyard capital infrastructure.	R Adams	40,000 Rev 16250 C/O	\$ 56,250	\$ 18,609	Works underway to upgrade pens and loading areas to steel. Commitment made for \$37,641 to be undertaken between 08/09 and 09/10 PAS05141.	Being undertaken in accordance with "Infrastructure and Upgrade Program - M'bah Cattle Sale Yards" ECOM 3156314.
Business and Economic Development Total				\$ 451,776.00	\$ 304,592.00		

ADDENDUM

Project Name	Planned Works	Responsible Officer	Funds Source	Allocated Funds	Expenditure	Current Status	Next Action
Community and Natural Resources							
Cultural Arts Seed Funding	This project would enable further arts-based community-driven initiatives to be encouraged, following the expiry of the Tweed City of the Arts activities.	G Corbett	18809 C/O	\$ 18,809	\$ 17,679	Plans and Strategies developed by Responsible Officer.	Awaiting completion. Bulk of funds expended.
Arts Traineeship and Mentorship	This project would initiate accredited traineeships and mentorship in arts and cultural areas, targeted at youth and students. It would operate in partnership with key tertiary institutions to develop and implement an arts-based mentorship package.	G Corbett	3311 C/O	\$ 3,311	\$ -	Projects determined and budget approved by Community Development Officer.	Cultural Development projects to be implemented. Proposed project in collaboration with OZCo and DSRD.
Youth Activities Program	Part of a package of youth-oriented projects in the Quality of Life Program, this project would provide \$12,500 to fund youth activities as identified by the Youth Development Officer.	G Corbett	12,500 Rev 6131 C/O	\$ 18,631	\$ 13,635	A continuing program of activities is currently progressing. Projects devised and implemented as previous programs are completed. Activities have been devised and implemented at Banora Point Community Centre. Program is funded by Council until Dec 2010.	Implemented plan to further work with young people in Pottsville, Uki, Chillingham, Tyalgum, Banora Point, Murwillumbah, Cabarita (CDSE Funded) and Tweed Heads to identify and run projects/activities.
Youth Transport	Allied to the Youth Activities Program, this project would provide \$15,000 specifically for enabling transport by young people, primarily aged 12-18 in line with Council's draft Youth Needs Analysis.	G Corbett	15,000 Rev 22565 C/O	\$ 37,565	\$ 25,087	On-going program is being implemented.	In partnership with Youth Services and agencies identified and developed responses that support young people's access to services and events. Responded to continuing demands and needs.
Improved Services for Shire Youth	The employment of a Youth Development Officer arose from needs identified from the Social Plan.	G Corbett	76,000 Rev 525 C/O	\$ 76,525	\$ 77,470	Youth Development Officer employed. Implementation of programs commenced.	Ongoing position. Actual costs slightly higher than anticipated.
Aboriginal Community Development	As outlined in the Social Plan. Coordinate development of community and council related issues.	G Corbett	66,000 Rev 44789 C/O	\$ 110,789	\$ 63,067	Development Officer employed. Implementation of programs commenced.	Ongoing position.

ADDENDUM

Project Name	Planned Works	Responsible Officer	Funds Source	Allocated Funds	Expenditure	Current Status	Next Action
Community and Natural Resources							
Community Centre Murwillumbah	The upgrade of the Community Centre located in Knox Park, Murwillumbah will provide a focus for the numerous community services that are now provided in a number of scattered locations within Murwillumbah.	G Corbett	994,500 dependant on sales & grants	\$ -	\$ 1,973	Concepts drawings completed for Better Regions application for Federal Funding. Project Manager engaged.	Myal St sold funds to be held.
Museum - Tweed Heads	It is planned to build a significant new building at Tweed Heads and the refurbishment of the Murwillumbah Museum. The Museum will house and exhibit the extensive collections of the Tweed River Regional Museum.	G Corbett	250000 C/O	\$ 250,000	\$ 17,500	DA is completed and ready for lodgement. Additional funding requests from State & Fed. Govt. Lease conditions in final stage of negotiation with the Dept. of Lands.	DA lodgement dependant on Gazetal of revised zoning. Develop brief and call tenders for Exhibitions design. Further discussions to be held with Native Title Group.
Carpet Replacement & Refurbishment - Murwillumbah Auditorium	Stage 2 would see works in the auditorium to replace carpet on walls, upgrade of stage.	G Corbett	120000 C/O	\$ 120,000	\$ 116,785	Consultants report received on the use of the Tweed and Murwillumbah Auditoria as a performing arts and mixed use space.	EMT approved staged development and maintenance of the Shire's two auditoria. Work is progressing. Carpet replaced.
Community Building Maintenance	This provision will allow major upgrading works to the many community buildings for which Council has a responsibility in lieu of the current repair on a needs basis provided for under current budget constraints.	G Corbett	105000 Rev 13786 C/O	\$ 118,786	\$ 19,432	Work currently carried out on Piggabeen Hall, Bray Park Community Centre, Limpinwood Community Hall, Crystal Creek Hall and Reserve Creek Hall.	Maintenance requirements determined. Work is progressing on the most urgent refurbishments.
Waterways Asset Replacement	Replacement of Waterways Assets.	J Lofthouse	30,000 Rev 60,000 C/O	\$ 90,000	\$ 67,542	3 new pontoons installed. Chinderah boat ramp car park commenced.	Final costing to be put against this allocation.
Vegetation Management Strategy	This program is critical to ensuring the best practice management of vegetation, and hence landscape, in the Tweed Valley.	J Lofthouse	278570 Rev / 450715 Grnt / 158834 C/O	\$ 888,119	\$ 151,925	4 on-ground projects commenced, 8 Planning or other projects commenced. Funds committed to pending grant projects not yet commenced.	Priority Actions: LEP reforms; continued NRM project inventory; complete Biodiversity DCP; establish on-ground incentives program, continue education and awareness activities/projects.
Administration Officer	Staff costs.	G Corbett	Revenue	\$ 51,484	\$ 65,670	Administration Officer employed.	Ongoing. Allocation insufficient for position.

ADDENDUM

Project Name	Planned Works	Responsible Officer	Funds Source	Allocated Funds	Expenditure	Current Status	Next Action
Community and Natural Resources							
Coastline Management Plan Implementation	Kingscliff Foreshore Protection Works	J Lofthouse	0 Grant, 150000 Loans	\$ 300,000	\$ 25,604	Draft Emergency Action Plan complete. Grant funding sought for Surf Club seawall.	EIS to be lodged and public exhibition as part of approval process; Seek tenders for works in front of Surf Club.
Duranbah Beach Plan of Management	Redesign stormwater including quality improvements, amenity	J Lofthouse	200000 Grant, 250000 Revenue	\$ 450,000	\$ 17,999	Detailed design and approvals.	construct redesigned stormwater system.
Museum Murwillumbah		G Corbett	1000000 Loans	\$ 1,000,000	\$ 13,790	Architect finalised concept for 2 storey extension. DA lodged for a disability access ramp.	Council to assess viability of 2 storey extension. Awaiting outcome of DA for ramp and if successful will call tenders for construction. Funds rolled over.
Tweed Coast Estuaries Management Plan	Implementation of Coast Estuaries Mgmt Plan	J Lofthouse	64286 Revenue	\$ 64,286	\$ 3,600	Proposal received for ecological health assessment of Cudgera Creek, awaiting outcome of ASS grant application.	Commence ecological health monitoring, commence ASS research project.
Amenities hall Kingscliff		G Corbett	100000 Loans	\$ 100,000	\$ -	Works commenced on stage one.	Working towards stage 2.
Community and Natural Resources Total				\$3,695,305.00	\$696,759.00		

Project Name	Planned Works	Responsible Officer	Funds Source	Allocated Funds	Expenditure	Current Status	Next Action
Engineering and Operations							
Land Purchase Open Space-Requests to purchase 6a/6b zoned land.	Purchase land in 6a/6b zoned land.	P Morgan	100000 C/O	\$ 100,000	\$ -	No current acquisitions.	Continued review of further land acquisitions.
Carpark/Pool upgrade	The upgrade of the 40 year old Murwillumbah pool complex will provide a facility that will serve the region for the foreseeable future. New facilities will include a hydrotherapy pool, a 25m heated lap pool, which will allow all year use of the facility.	P Knight	4902845 C/O	\$ 5,902,845	\$ 5,975,341	Works to Car Park 100% completed. Works to Pool Hall and pool construction 100% completed.	Project completed. Cost variation above budget.
Park Asset Maintenance	Addressing playground compliance issues in line with Australian Standards.	S Brawley	43,750 Revenue 10614 C/O	\$ 54,364	\$ 31,533	Upgraded play equipment in numerous parks in accordance with priorities identified in condition assessment audit.	Upgrading of further equipment in parks.
Parks Asset renewal	Replace ageing/failing assets - Playground Equipment, BBQ & Shelters.	S Brawley	41,750 Rev	\$ 41,750	\$ 36,466	New BBQ and shelter. Replacement of bollarding to park at Ray Pascoe Park-Tweed Heads.	Continued replacement of equipment in accordance with budget. Budd Park refurbishment near completion
Lot 500 Bushland	Maintenance to Dune Vegetation - Casuarina	S Brawley	8,200 Rev 6777 C/O	\$ 14,977	\$ 66	Regeneration works commenced in line with Lot 500 dune management plans.	Continuation of regeneration works.
Regional Sport & Recreational Facilities	Complete Feasibility/Master Plan study - Arkinstall Park. Proceed to further studies dependant on results of Feasibility Study.	S Brawley	866156 C/O	\$ 866,156	\$ -	Draft Master Plan options presented to stakeholders. Draft Plan endorsed by stakeholders, Sports Advisory Committee and Administrators. Traffic Plan completed.	Completion of Business Plan and Feasibility Study based on Master Plan.

ADDENDUM

Project Name	Planned Works	Responsible Officer	Funds Source	Allocated Funds	Expenditure	Current Status	Next Action
Engineering and Operations							
Coastal Landscape Strategy	Implement Kingscliff Foreshore Landscape Plan; Develop & Implement Landscape Plan for Ambrose Brown Park, Pottsville.	S Brawley	283835 C/O	\$ 283,835	\$ 14,557	Completed are: Draft Kingscliff Foreshore Masterplan and Wommin Bay Memorial Walkway and viewing platform; Cabarita foreshore footpath; cafe entry design and construction; Tweed Coastal furniture design and documentation; Ambrose Brown Park.	Tenders let for Ambrose Brown Park upgrade. Commencement due July 09.
Laser Survey Tweed River & Coastal Creeks	Undertake survey of Tweed River and Coastal Creeks for incorporation of information in Council's GIS system.	D Rose		\$ -	\$ -	Contract for survey completed. Information has been included in Councils GIS system.	Project Complete.
Asset management Levees & Floodgates	The program is initially to provide a computer based asset management plan followed by remediation (catch up) works in following years.	D Rose	85,000 Rev/85,000 Gmt 50442 C/O	\$ 220,442	\$ 4,394	Data collected - remainder of project on hold awaiting implementation of asset management system. Maintenance inspections are continuing with results held in MEX and repairs being undertaken as required.	Implementation delayed due to change in asset management system from MEX to Technology One 'Works and Assets'. Work is progressing with Technology One regarding changeover.
Stormwater drainage rehabilitation	Rehabilitate stormwater drainage throughout the Shire, identified by condition of assets.	I Kite	400,000 Lns	\$ 400,000	\$ 259,926	Captains Way relining project carried forward into 09/10.	
Cudgen Creek Walk Bridge, Kingscliff	Replacement of the bridge with a wider, safer, low maintenance structure is included on Council's Timber Bridge Replacement Program priority list, with an estimated cost of \$1.4 million.	I Kite		\$ 100,000	\$ 141,502	Construction completed September 2008.	Balance funded from normal bridge program.
Gravel Re-sheeting of Unsealed Roads	Re-sheet unsealed roads with gravel identified by condition assessments.	I Kite	398,000 Lns	\$ 398,000	\$ 390,577	23kms of unsealed roads resheeted.	
Sealed road resurfacing	Reseal sealed roads in accordance with condition assessment.	I Kite	490,300 Lns	\$ 490,300	\$ 489,758	34km of rural roads resealed.	
Sealed road rehabilitation	Rehabilitation of sealed roads in accordance with condition assessment.	I Kite	688,900 Lns 80628 C/O	\$ 769,528	\$ 621,140	Kennedy Dr project rolled over to 09/10.	

ADDENDUM

Project Name	Planned Works	Responsible Officer	Funds Source	Allocated Funds	Expenditure	Current Status	Next Action
Engineering and Operations							
Kerb & gutter rehabilitation	Rehabilitate kerb and gutter in accordance with condition assessment.	I Kite	70,000 Lns	\$ 70,000	\$ 32,545	117m of kerb and gutter replaced.	
Footpaths rehabilitation	Rehabilitate footpaths in accordance with condition assessment.	I Kite	266,000 Lns 46789 C/O	\$ 312,789	\$ 159,798	1600m2 of concrete footpath replaced.	
Sportsgrounds Capital Works (Local)	Represents the difference between the planned Capital Works Program for local sporting facilities (lights, change rooms etc) and funds available through Section 94 Developer Contributions.	S Brawley	200,000 Lns 195816 C/O	\$ 395,816	\$ 8,743	Capital Works Program endorsed by Sports Advisory Committee. Lighting plan and quote received for Walter Peate Fields. Walter Peate plans may change with consideration to proposed Depot Road fields.	Plan to roll funding into 2009/10 to accumulate sufficient funds to construct amenities and lighting at Walter Peate Field, Kingscliff. Sports field lights installed at Walter Peate Fields.
Knox Park Upgrade	Planned upgrade of Knox Park to improve linkages with Murwillumbah CBD and improve the amenity and usability of the park.	S Brawley	0	\$ -	\$ -	Funding postponed and redirected to Murwillumbah Swimming Complex as per Council resolution 31/07/2007.	No further action.
Kingscliff Pool upgrade	Shade structure + upgrading of Pool Facilities.	S Brawley	936 C/O	\$ 936	\$ -	Shade structure installed. \$400,000 reallocated to Murwillumbah Swimming Complex as per Council resolution 31/07/2007.	No further action.
Surf Life Patrols	Provision for increase in fees due to the demand for additional areas to be provided with paid lifeguards	S Brawley	12,000 Rev 60782 C/O	\$ 72,782	\$ 62,758	Casuarina Beach included in patrols contract. Shirewide Beach Audit and action plan adopted. Extended Lifeguard services commenced	Recommendations of plan to be implemented through Beach Safety Liaison Committee.
Surf Life Saving Strategy 2020	With 40km of coastline under its care and control, Council needs to develop ways for identifying where and when beach safety measures should be employed and how the issue of beach and surf safety should be provided to residents and visitors.	S Brawley	10,000 S94	\$ 10,000	\$ 10,000	Commenced revision of beach emergency signage. Audit completed of all beach access points. Support of Surf Lifesaving Clubs through provision of warning signage, emergency phone and reimbursement for fuel costs associated with emergency rescues.	Review revision of signage and beach access points. Implementation of projects identified in the review in accordance with budget allocation. Over expenditure of funds to be transferred to another cost centre.

Project Name	Planned Works	Responsible Officer	Funds Source	Allocated Funds	Expenditure	Current Status	Next Action
Engineering and Operations							
Botanic gardens	Council has resolved to develop a botanical garden on land it owns at Eviron as part of a strategy for rehabilitation of parts of the land that will be used for landfill and in conjunction with that part of the land that forms the Tweed Valley Cemetery.	S Brawley	100,000 S94 150463 C/O	\$ 250,463	\$ 45,547	Draft hydraulic plan for botanic gardens core area completed. Commenced hydraulic plan for gateway gardens.	LEGS to produce engineering detail and specifications for hydraulic works.
Cabarita Streetscaping	Streetscaping of Tweed Coast Road from Rosewood Ave to Beach Resort	D Rose	500000 Lns	\$ 500,000	\$ 6,975	Public consultation sessions have begun.	Rec Services to finalise concept plans with stakeholder input.
Botanical Gardens Visitors Centre		S Brawley	500000 Lns	\$ 500,000	\$ -	To be considered after construction of hydraulic works.	
Bushland maintenance officer		J Lofthouse	67900 Revenue	\$ 67,900	\$ 66,099		
Flood studies coastal creeks 2D	Council has resolved to undertake a joint flood study flood study with Byron Shire Council for all Coastal Creek Floodplains from Kingscliff to Ocean Shores (Cudgen, Cudgera and Mooball Creeks in Tweed Shire plus Marshalls Creek in Byron Shire)	D Rose	37500 Rev, 37500 Grt	\$ 75,000	\$ -	Draft flood study to be presented to floodplain management committee on 13/7/09.	Exhibit flood study for public comment.
Pottsville North drainage outlet - Elanora		I Kite	750000 Lns	\$ 750,000	\$ -	Project in design phase. Scheduled for construction commencing in June 2010.	Finalise design.
West Kingscliff drain - Gales/Bowling club		I Kite	900000 Lns 100000 Other	\$ 1,000,000	\$ 2,726	Project in design phase. Scheduled for construction commencing December 2009.	Finalise design. Report to Council regarding Bowling Club development impact on project.
Recreation asset management		S Brawley	30000 Rev 33950 C/O	\$ 63,950	\$ 50,003	Draft asset plans commenced.	completion of 1st iteration of asset management plans.
Tweed Coast Depot		S Brawley	300000 C/O	\$ 300,000	\$ 482,460	Depot completed.	No further action required. Amount above \$300,000 to be funded by Sewer Contributions.
Tweed Heads Masterplan/Jack Evans Boatharbour		S Brawley		\$ -	\$ 39,680		
Engineering and Operations Total				\$ 74,011,633,000	\$ 69,572,594,000		

Project Name	Planned Works	Responsible Officer	Funds Source	Allocated Funds	Expenditure	Current Status	Next Action
Planning and Regulations							
LEP Reviews.	The State Government requires that the Tweed LEP is reviewed and updated.	I Lonsdale		\$ -	\$ -	Finalising stage 1 Draft Plan in accordance with s 65 advice from Dept. of Planning and Council resolution 27 January 2009.	Undertake formal public exhibition of the draft plan.
Residential and Tourist Visitor Accommodation DCP.	Review DCP objectives and controls	I Lonsdale	0	\$ -	\$ -	Adopted 22 April 2008.	Completed. Plan in statutory operation as of 30 April 2008.
Locality Plan (Murwillumbah)	A major theme of Tweed Futures and the Management Plans is the preparation of Locality Plans. The aim of these Plans is to present a coordinated statement of the future character of a locality and the necessary mechanisms to achieve that character.	I Lonsdale	0	\$ -	\$ 13,438	Adopted 30 April 2008.	Completed. In operation since 30 April 2008.
LEP Review Stage 2.	Comprehensive review of Council LEP.	I Lonsdale		\$ -	\$ -	Finalise outstanding background planning studies during 2009 with the preparation of Stage 2 Draft LEP to commence during 2010.	Drafting of planning instrument and maps.
Residential (urban releases) Development Strategy.	Last adopted in 1991, a major review of the Strategy was required to ensure infrastructure plans and growth is coordinated.	I Lonsdale	67240 C/O	\$ 67,240	\$ 14,000	Council adopted the Tweed Urban and Employment Lands Release Strategy 2009 at its meeting of 17 March 2009.	Completed.
Environmental Health Compliance Caravan Parks.	This will allow a proactive approach to the issues that arise within caravan parks. These include installations of structures on site. This will assist in reducing possible impacts from major events such as flooding, storms, etc.	R Cameron	67,900 Rev	\$ 67,900	\$ 60,394	Compliance Officer employed. Proposed new structures in parks are being assessed by officer with existing structures audited. Complaints being attended to. Currently inspections being undertaken for renewal of licences to operate.	Continue abovementioned actions and assist Environmental Health Officers in auditing processes for data entry into Proclaim system. Officer now also assisting in complaint investigation and compliance work.

ADDENDUM

Project Name	Planned Works	Responsible Officer	Funds Source	Allocated Funds	Expenditure	Current Status	Next Action
Planning and Regulations							
Emergency Management Plan Implementation.	This program will result in the regular review of the Tweed Disaster Plan, the provision of support to the various emergency agencies such as the State Emergency Service and the Rural Fire Services.	R Cameron	30,000 Rev 5266 C/O	\$ 35,266	\$ 16,793	Officer resigned. The position was re-advised and appointment made.	Officer commenced on 12 January 2009. Officer is currently reviewing Tweed Disaster Plan and developing web page.
Building Compliance Officer.	An additional employee is required to carry out inspections and take action in regard to general complaints received by Council from the public in relation to miscellaneous matters such as stormwater issues, retaining walls, use of land and buildings etc.	R Cameron	67,900 Rev	\$ 67,900	\$ 66,555	Compliance Officer employed. Officer attending to all complaints and notice of intention from private certifiers in a timely manner. Procedures for complaint lodgements implemented.	Continue to follow up complaints in a timely manner and review processes.
Health & Building Surveyor.	An additional employee is required to maintain a satisfactory level of service to perform regulatory functions including the assessment of applications for construction certificates, complying development, development applications, sewer applications etc.	R Cameron	84700 Rev	\$ 84,700	\$ 89,440	Health & Building Surveyor employed. Has undertaken fire safety audits, inspections for places of public entertainment, Building Certificates and general inspections associated with building works. Officer now assigned to South area.	Continue above mentioned duties and carry out assessments for various approvals. Officer now appointed to Southern District carrying out assessment of various applications and general Building Surveyor duties. Costs slightly higher than anticipated.
Administration Officer.	Staff Costs.	R Cameron	Revenue	\$ 51,484	\$ 36,236	Administration Officer appointed 25 March 2008.	Officer now providing support to Environmental Health section and maintaining Essential Services register.
Environmental Health Compliance Officer		R Cameron	84700 Revenue	\$ 84,700	\$ 88,837	Officer employed. Currently auditing On-site sewage management systems.	Continue to audit existing On-site sewage management systems. Costs slightly higher than anticipated.

Project Name	Planned Works	Responsible Officer	Funds Source	Allocated Funds	Expenditure	Current Status	Next Action
Planning and Regulations Urban Design Planner		I Lonsdale		\$ -	\$ 43,551	A new full-time Urban Designer position was created, and a new person was appointed and commenced employment with the Planning Reforms Unit in January 2009.	The Urban Designer provides input into new planning policy and provides a level of design assistance on major and key development applications, including significant Council infrastructure projects.
Planning and Regulations Total				\$ 459,190.00	\$ 4,317,445.00		
Grand Total				\$ 16,601,704.00	\$ 10,366,983.00		

LEGAL/RESOURCE/FINANCIAL IMPLICATIONS:

Nil.

POLICY IMPLICATIONS:

Nil.

UNDER SEPARATE COVER/FURTHER INFORMATION:

*To view any "**non confidential**" attachments listed below, access the meetings link on Council's website www.tweed.nsw.gov.au or visit Council's offices at Tweed Heads or Murwillumbah (from Friday the week before the meeting) or Council's libraries (from Monday the week of the meeting).*

Nil.
